

8 7 6 5 4 3 2 1

ENG. NO.

EDP NO.

SIMILAR ITEM

CADFILE NO.

DO NOT SCALE DRAWING

F

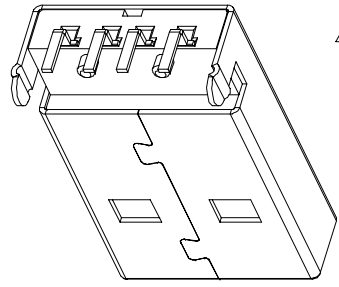
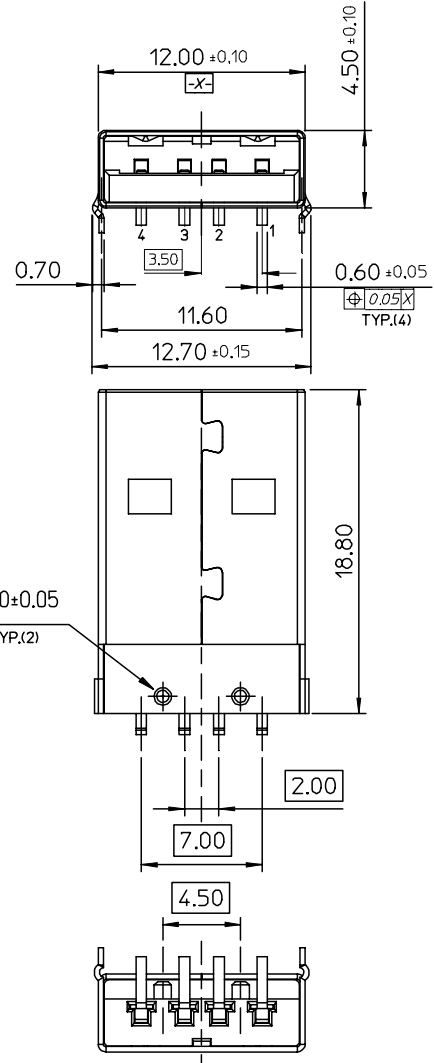
E

D

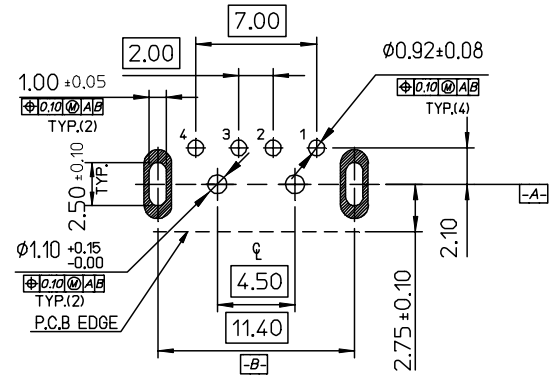
C

B

A



NOTES:
 1.MATERIAL:
 SHELL: SPCC
 HOUSING: THERMOPLASTIC, GLASS FIBER FILLED.
 UL 94V-0 RATED.COLOR BLACK.
 CONTACT: BRASS
 2.PLATING:
 TERMINAL:
 CONTACT AREA:GOLD(Au)
 THICKNESS=30 MICROINCH MINIMUM.
 SOLDER TAIL:TIN (Sn), ALLOY,
 THICKNESS=120 MICROINCH MINIMUM.
 UNDER PLATED:NICKEL(Ni),THICKNESS=50 MICROINCH MINIMUM.
 METAL SHELL:
 NICKEL(Ni),THICKNESS=120 MICROINCH MINIMUM.
 UNDER PLATE: COPPER(Cu), THICKNESS=50 MICROINCH MINIMUM.
 3.RECOMMENDED PCB THICKNESS:1.20~1.60mm
 4.PRODUCT SPECIFICATION:REFER TO PS-48037-001
 5.PACKAGE SPECIFICATION:SEE TABLE
 6.TEST SUMMARY :REFER TO TS-48037-001



RECOMMENDED PCB LAYOUT

48037-0001	TRAY	PK-48037-001	
MOLEX P/N	PACKAGE	PACKAGE SPEC.	REMARK
DIMENSIONS:			
<input type="checkbox"/> mm	<input type="checkbox"/> INCH	<input checked="" type="checkbox"/> mm	<input type="checkbox"/> INCH
THIRD ANGLE PROJECTION			SHT REV
			REVISE ON CAD ONLY

UPDATE PLATING SPEC. EC NO.SH2005-0163 DRWN: KEVIN CHANG CHK: KEVIN CHANG APPR: ERICK LAN	RTM EC NO.T2004-0067 DRWN: KEVIN CHANG CHK: SAM SHIN APPR: ERICK LAN	DESCRIPTION MAJOR +0 CRITICAL -0	QUALITY SYMBOLS		GENERAL TOLERANCES: (UNLESS SPECIFIED)		SCALE	DESIGN UNITS	THIRD ANGLE PROJECTION	TITLE: USB A TYPE PLUG R/A CONNECTOR(DIP)
			4 PLACES	3 PLACES	2 PLACES	1 PLACE	mm	INCH		
						ANGULAR: ±3°				
						DRAFT WHERE APPLICABLE MUST REMAIN WITHIN DIMENSIONS	CAD FILENAME S480370151.MI	MATERIAL NO. SEE TABLE	DRAWING NO. SD-48037-001	SHEET NO. 1 OF 1
							THIS DRAWING CONTAINS INFORMATION THAT IS PROPRIETARY TO MOLEX INCORPORATED AND SHOULD NOT BE USED WITHOUT WRITTEN PERMISSION.			SIZE A3