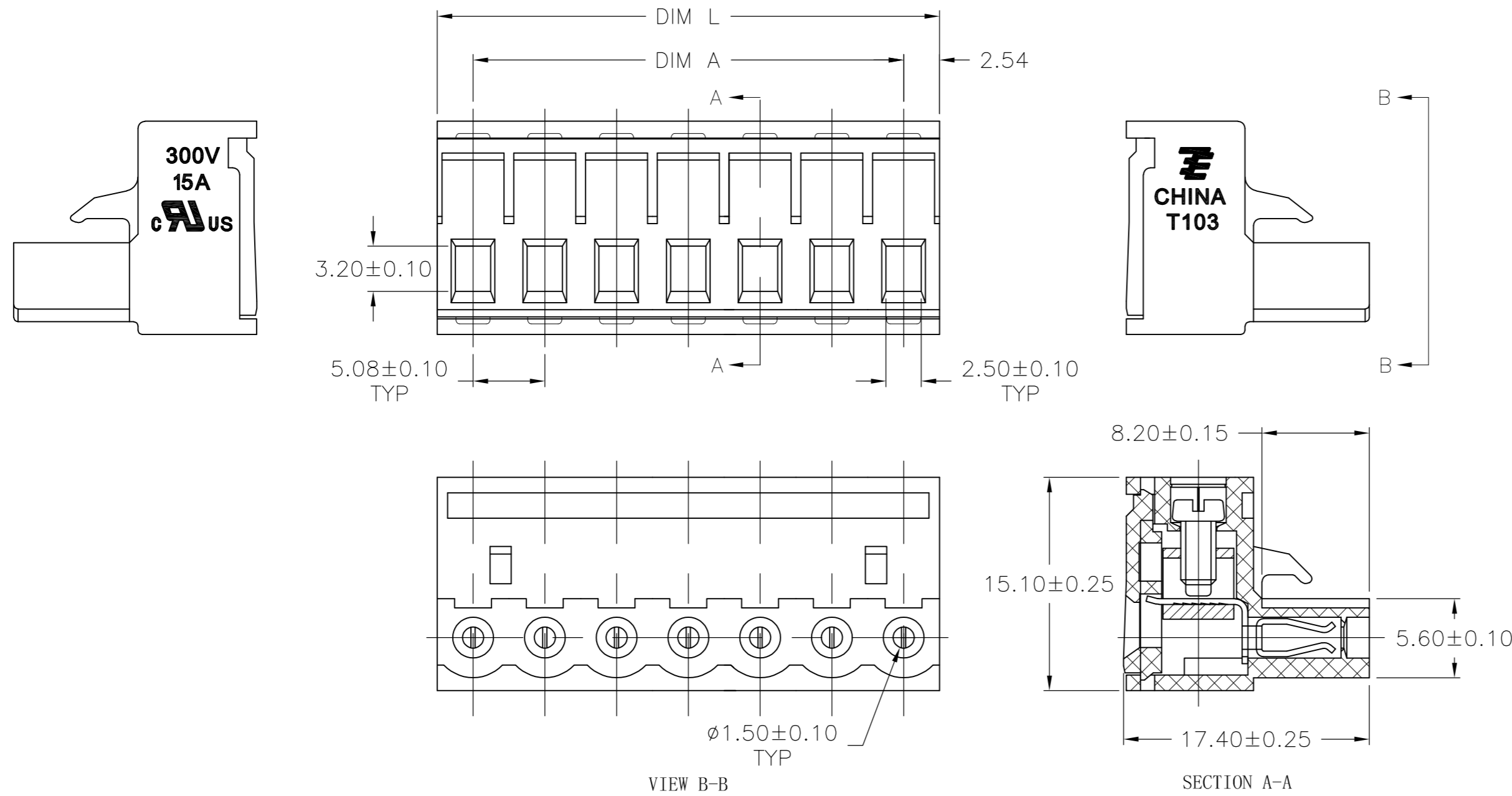


THIS DRAWING IS UNPUBLISHED. RELEASED FOR PUBLICATION
 © COPYRIGHT BY TYCO ELECTRONICS CORPORATION. ALL RIGHTS RESERVED.

LOC		DIST		REVISIONS			
P	LTR	DESCRIPTION		DATE	DWN	APVD	
	A3	REVISED PER ECO-07-019775		8/22/07	SS	CR	



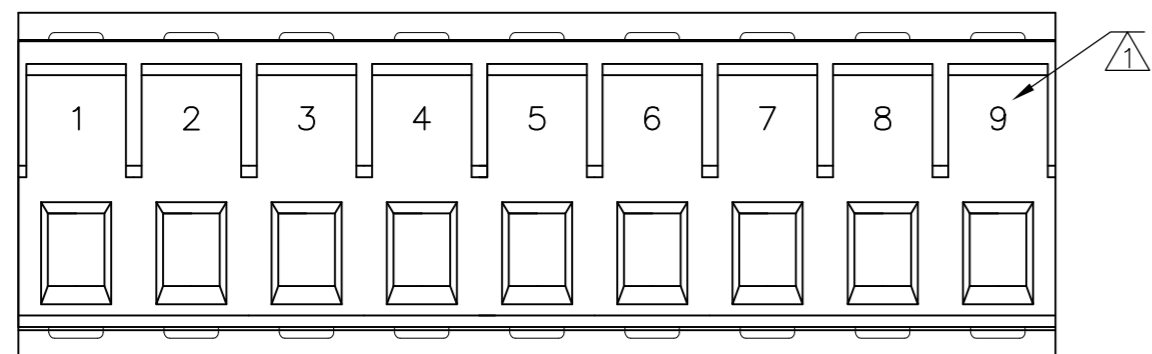
MATERIALS:
 HOUSING: PA66, UL94V-0, SEE TABLE.
 SCREWS: M2.5, STEEL, ZINC CHROMATE.
 CAGE: BRASS, NICKEL PLATE.
 CLAMP: PHOS BRONZE, NICKEL PLATE.

MECHANICAL:
 TIGHTENING TORQUE: 3.5 IN-LB MAX.

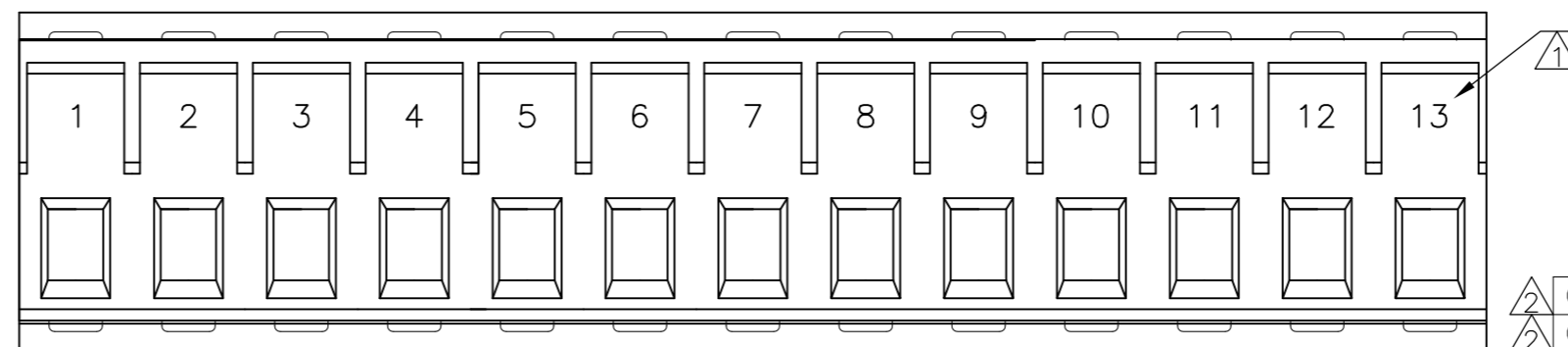
ELECTRICAL:
 CURRENT: 15A
 VOLTAGE: 300V
 WITHSTAND VOLTAGE: AC1500V/ 1MIN
 INSULATION RESISTANCE: 5000Mohm/1000V
 CLAMP RESISTANCE: 20mohm
 WIRE RANGE: 12-28 AWG

ENVIRONMENTAL:
 OPERATING TEMP.: -40° TO +105°C
 MAX SOLDERING: +250°C, 5 SECONDS

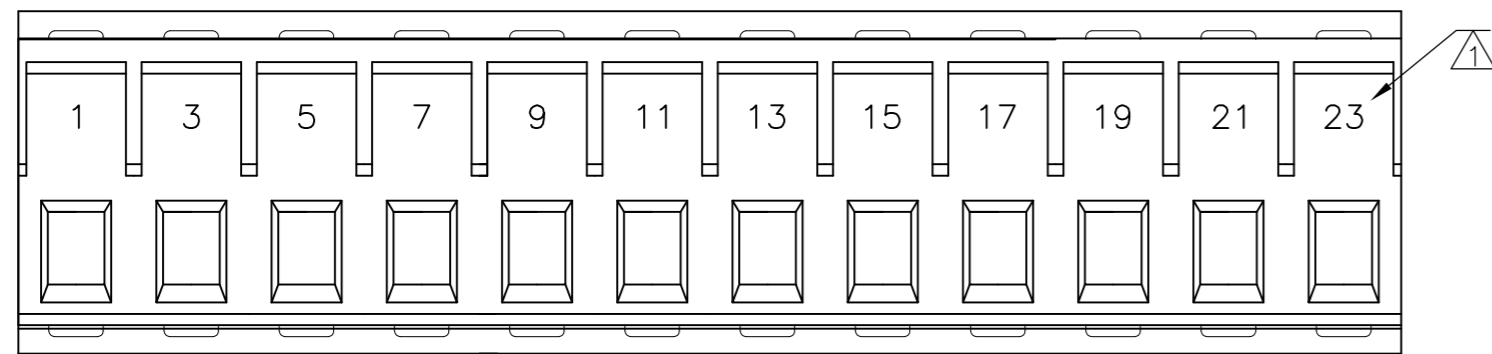
- ⚠ MARKED WITH WHITE PERMANENT INK.
- ⚠ PRELIMINARY PART NUMBER.



3-1776910-9



4-1776910-3



5-1776910-1

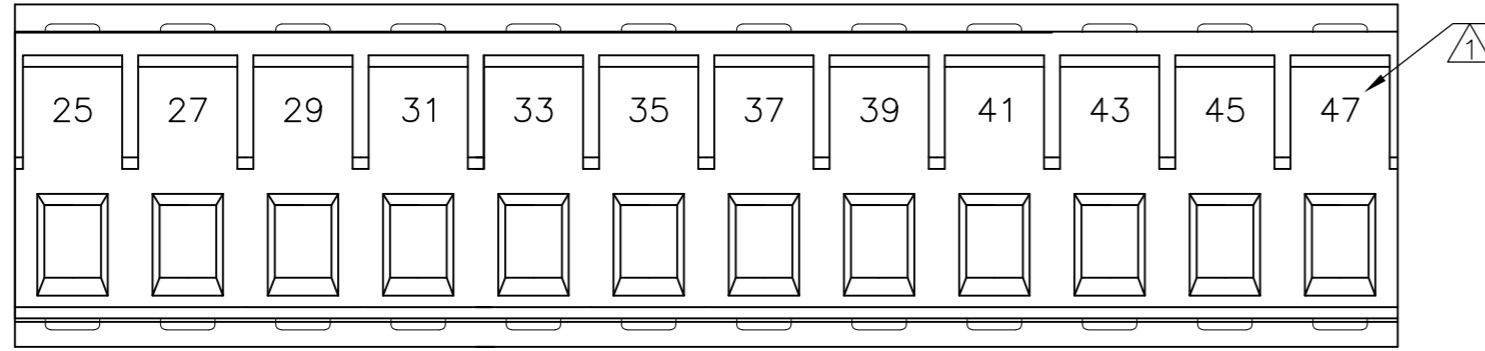
COLOR	NOTES	DIM L	DIM A	NO OF POSN	PART NUMBER
GREEN	SEE FIGURE	60.96±0.30	55.88±0.30	12	6-1776910-0
GREEN	SEE FIGURE	60.96±0.30	55.88±0.30	12	5-1776910-9
GREEN	SEE FIGURE	60.96±0.30	55.88±0.30	12	5-1776910-8
GREEN	SEE FIGURE	60.96±0.30	55.88±0.30	12	5-1776910-7
GREEN	SEE FIGURE	60.96±0.30	55.88±0.30	12	5-1776910-6
GREEN	SEE FIGURE	60.96±0.30	55.88±0.30	12	5-1776910-5
GREEN	SEE FIGURE	60.96±0.30	55.88±0.30	12	5-1776910-4
GREEN	SEE FIGURE	60.96±0.30	55.88±0.30	12	5-1776910-3
GREEN	SEE FIGURE	60.96±0.30	55.88±0.30	12	5-1776910-2
GREEN	SEE FIGURE	60.96±0.30	55.88±0.30	12	5-1776910-1
BLACK	SEE FIGURE	66.04±0.30	60.96±0.30	13	4-1776910-3
BLACK	SEE FIGURE	45.72±0.30	40.64±0.30	9	3-1776910-9
BLACK	-	20.32±0.20	15.24±0.20	4	1776910-4
BLACK	-	15.24±0.20	10.16±0.20	3	1776910-3
BLACK	-	10.16±0.20	5.08±0.15	2	1776910-2

THIS DRAWING IS A CONTROLLED DOCUMENT.

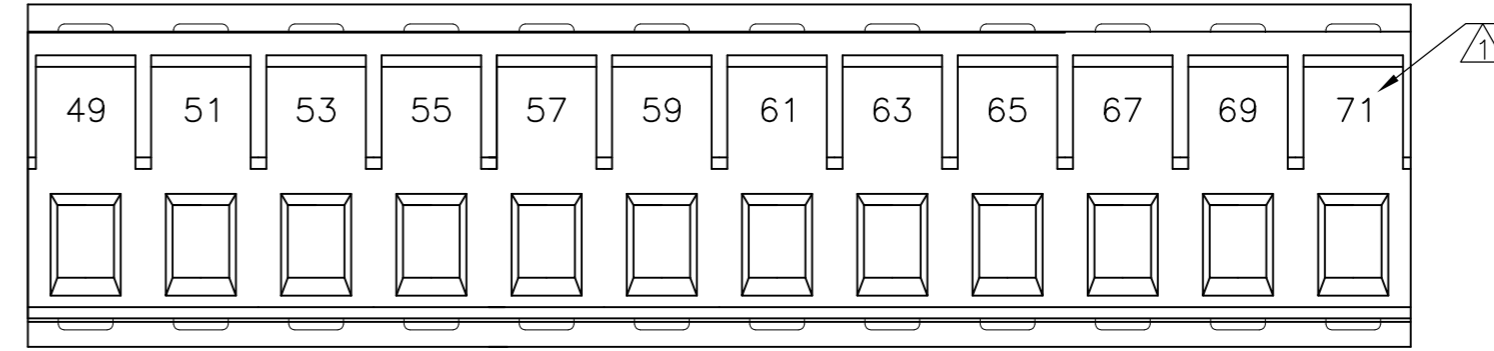
DIMENSIONS: mm	TOLERANCES UNLESS OTHERWISE SPECIFIED: 0 PLC ± - 1 PLC ± 0.3 2 PLC ± 0.25 3 PLC ± - 4 PLC ± - ANGLES ± 1°	DWN S SCHLEGEL 01MAR2007 CHK C RICHARD 3/1/07 APVD C RICHARD 3/1/07 PRODUCT SPEC APPLICATION SPEC WEIGHT -	Tyco Electronics Corporation Harrisburg, PA 17105-3608
MATERIAL -	FINISH -	NAME TERMINAL BLOCK, R/A PLUG, 5.08mm	RESTRICTED TO -
CUSTOMER DRAWING		SIZE A2 CAGE CODE 00779 DRAWING NO C=1776910	SCALE NTS SHEET 1 OF 2 REV A3

THIS DRAWING IS UNPUBLISHED. RELEASED FOR PUBLICATION
 © COPYRIGHT BY TYCO ELECTRONICS CORPORATION. ALL RIGHTS RESERVED.

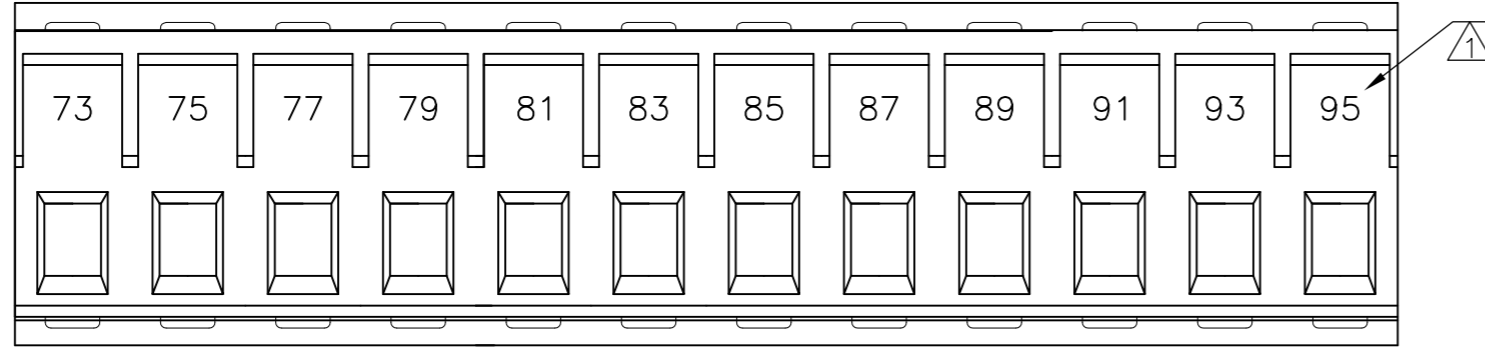
LOC		DIST		REVISIONS			
P	LTR	DESCRIPTION	DATE	DWN	APVD		
FT	0	SEE SHEET 1	-	-	-		



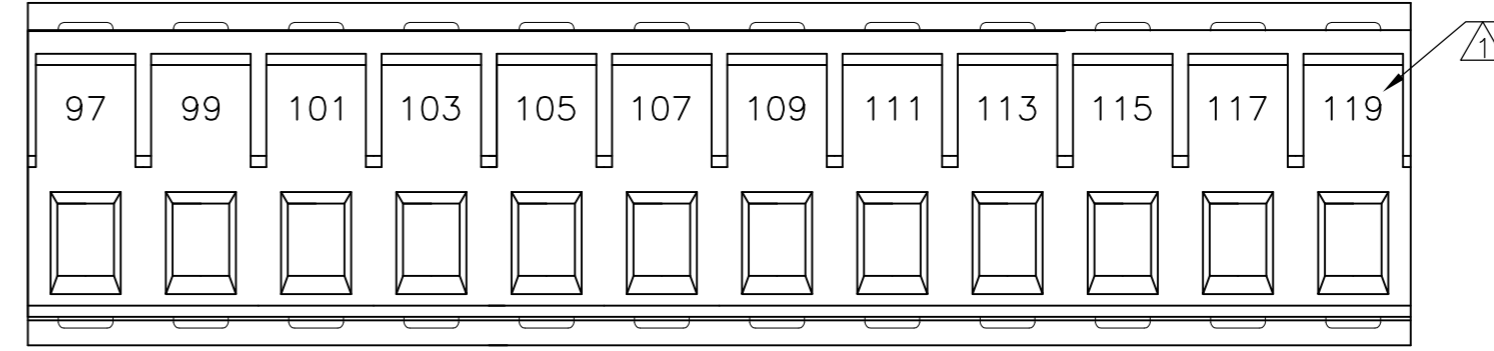
5-1776910-2



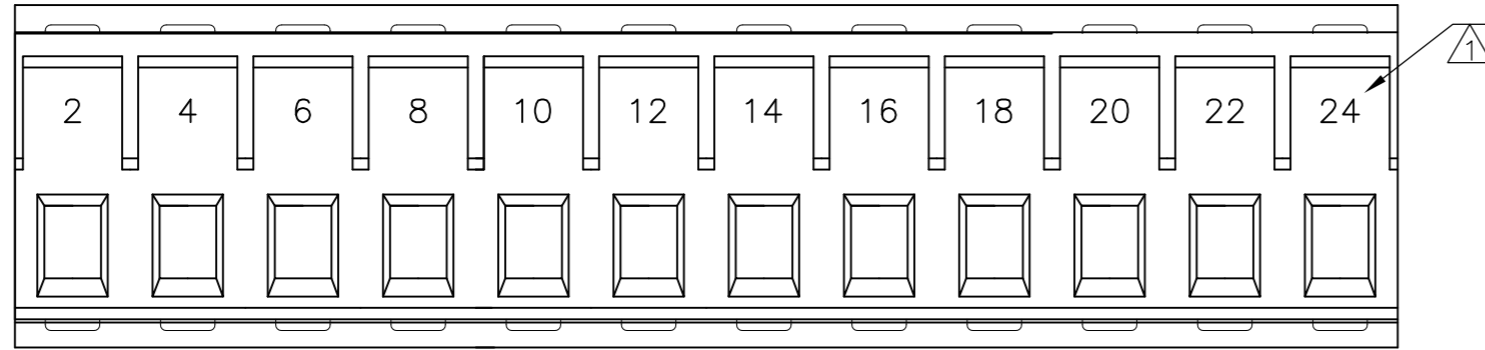
5-1776910-3



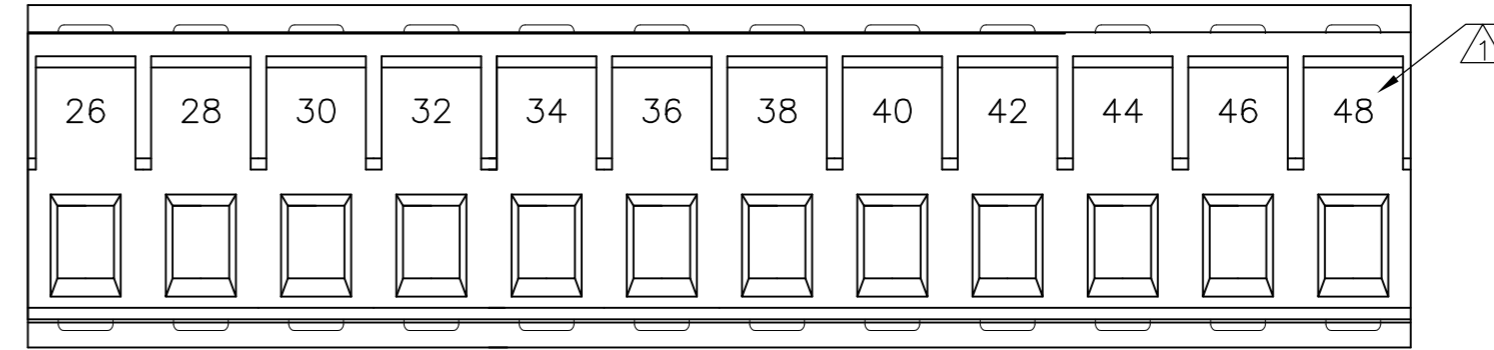
5-1776910-4



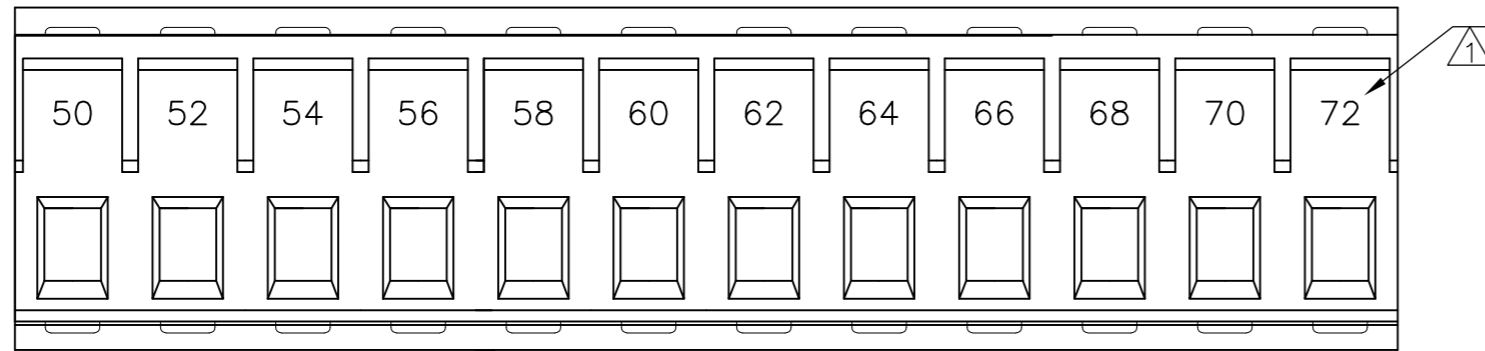
5-1776910-5



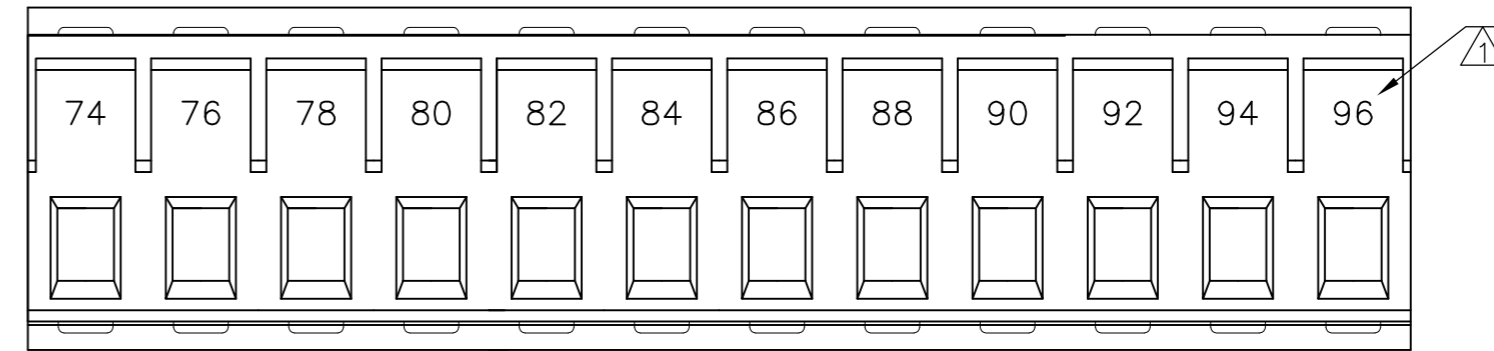
5-1776910-6



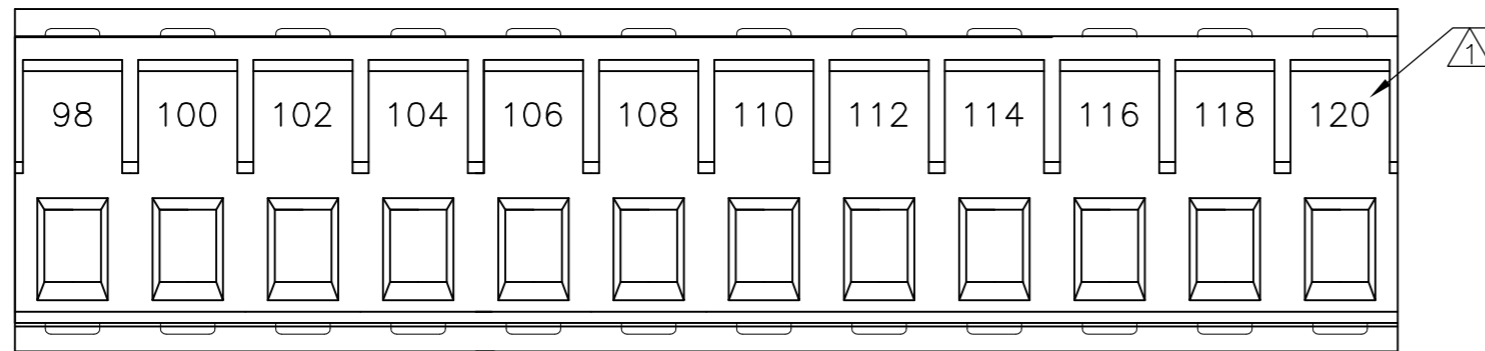
5-1776910-7



5-1776910-8



5-1776910-9



6-1776910-0

THIS DRAWING IS A CONTROLLED DOCUMENT.		DWN S SCHLEGEL 01MAR2007	Tyco Electronics Corporation Harrisburg, PA 17105-3608	
DIMENSIONS: mm		CHK C RICHARD 3/1/07	NAME TERMINAL BLOCK, R/A PLUG, 5.08mm	
TOLERANCES UNLESS OTHERWISE SPECIFIED: 0 PLC ± - 1 PLC ± 0.3 2 PLC ± 0.25 3 PLC ± - 4 PLC ± - ANGLES ± 1°		APVD C RICHARD 3/1/07	PRODUCT SPEC -	
MATERIAL -		FINISH -	APPLICATION SPEC -	RESTRICTED TO -
		WEIGHT -	SIZE A2	CAGE CODE 00779
		CUSTOMER DRAWING	DRAWING NO C=1776910	SCALE NTS
			SHEET 2 of 2	REV A3

1776910