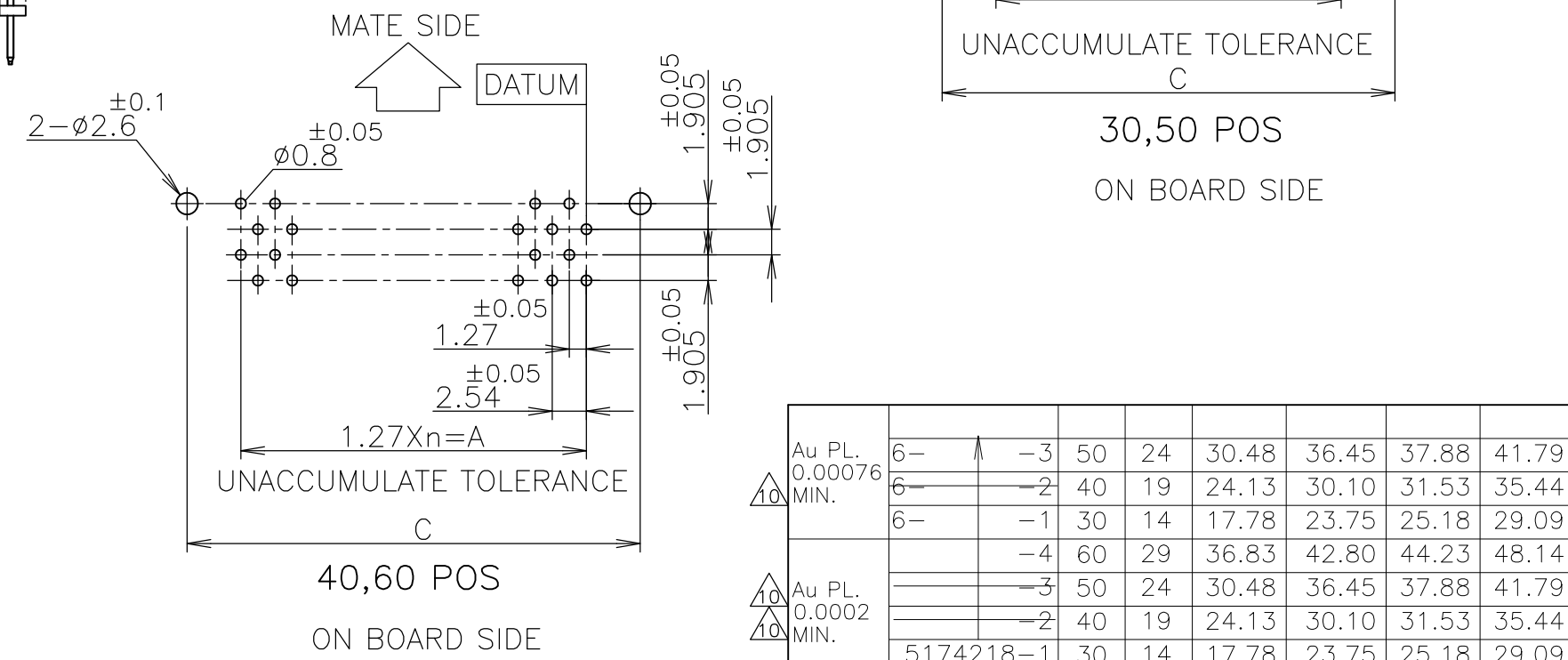
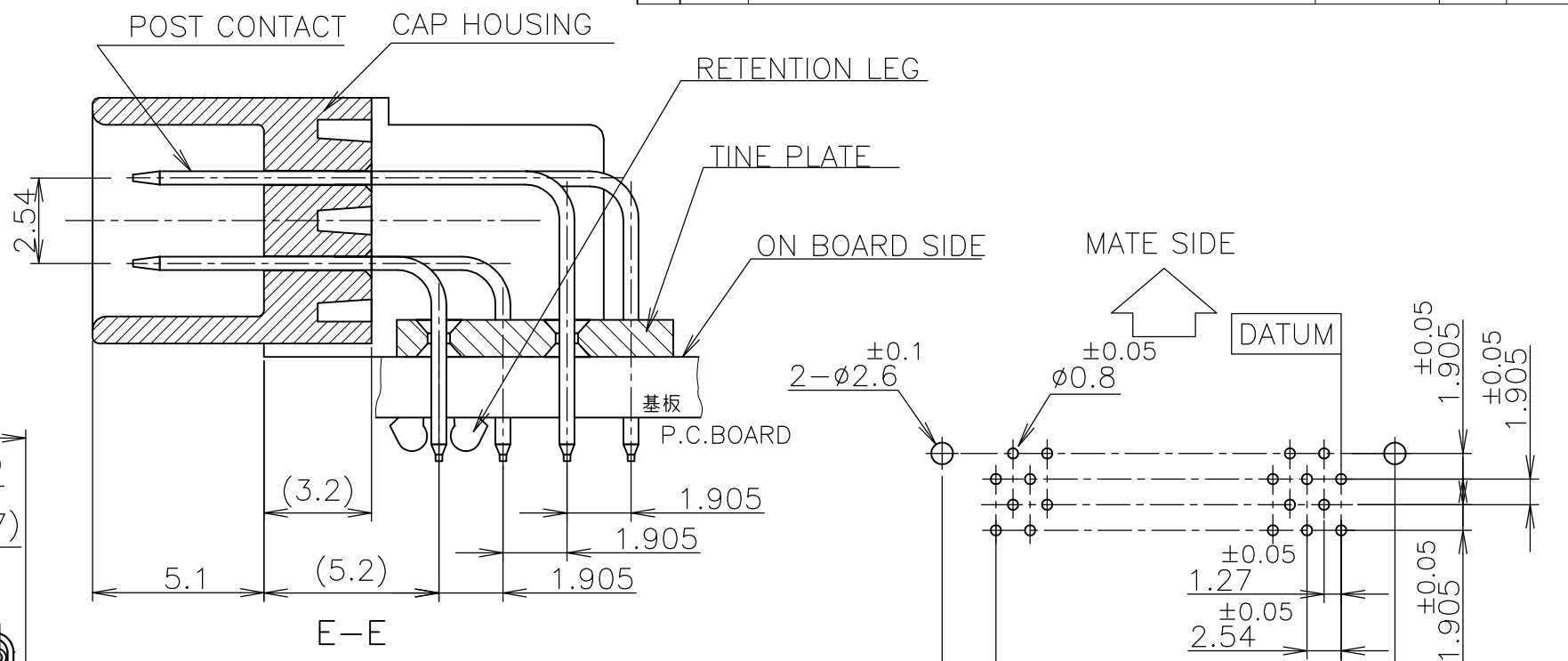
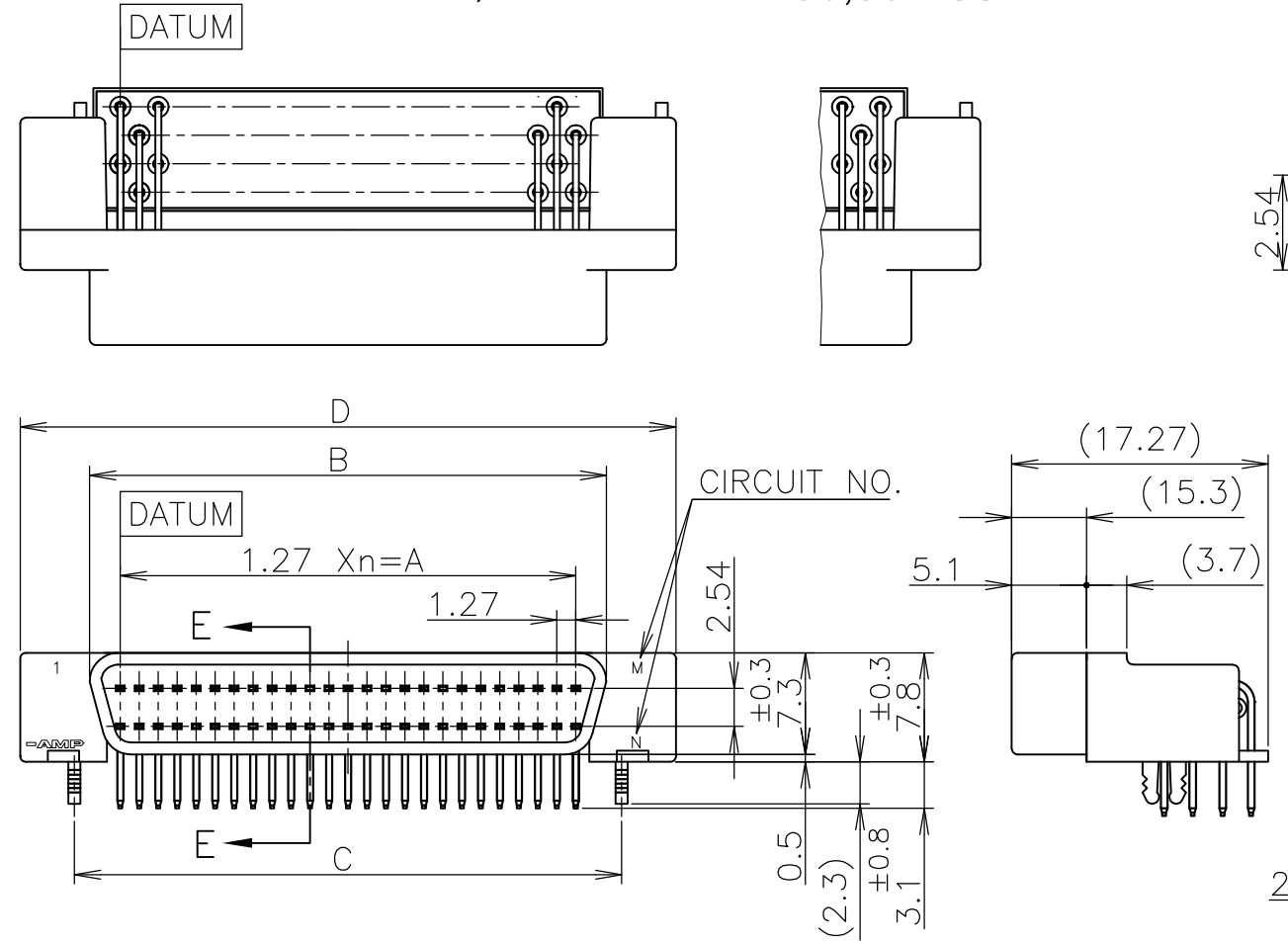


40,60 POS

30,50 POS



- 1 USE A P.C.B. WHOSE ARE TREATED WITH SOLDER RESIST.
- 2 SHOW P.C.B LAYOUT FROM ON BOARD SURFACE SIDE.
- 3 NUMBER THE CONTACT IN THE P.C.B OR CONNECTOR CONSECUTIVELY FROM "DATUM" SIDE.
- 4 THE RETENTION LEG IS A TEMPORARY FIX BEFORE SOLDERING
- 5 HOUSING MATERIAL : P.B.T(UL94V-0) / BLACK
- 6 CONTACT MATERIAL : PHO-BRONZE
- 7 CONTACT FINISH : NICKEL 0.00127 MIN THK. OVERALL SELECTIVE GOLD 0.00076 MIN OR 0.0002 MIN. THK ON CONTACT AREA AND TIN 0.001 MIN THK. ON TINE AREA.
- 8 RETENTION LEG FINISH:0.002 MIN TIN PL. OVER 0.001 MIN NICKEL PL.
- 9 RETENTION LEG MATERIAL:BRASS
- 10 OBSOLETE PARTS: OBSOLETE CIS STREAMLINING PER D.RENAUD/D.SINISI

Au PL. 0.00076 MIN.	6-	-3	50	24	30.48	36.45	37.88	41.79
	6-	-2	40	19	24.13	30.10	31.53	35.44
	6-	-1	30	14	17.78	23.75	25.18	29.09
Au PL. 0.0002 MIN.		-4	60	29	36.83	42.80	44.23	48.14
		-3	50	24	30.48	36.45	37.88	41.79
		-2	40	19	24.13	30.10	31.53	35.44
REMARK	5174218-1		30	14	17.78	23.75	25.18	29.09
	PART NUMBER	POS	n	A	B	C	D	

THIS DRAWING IS A CONTROLLED DOCUMENT.

DIMENSIONS: MM	TOLERANCES UNLESS OTHERWISE SPECIFIED:	DWN COREL WANG 20AUG04	Tyco Electronics Tyco Electronics AMP K.K. Kawasaki,Japan	
0 PLC ± -	1 PLC ± -	CHK STEVEN YAO 20AUG04	NAME	
2 PLC ± -	3 PLC ± -	APVD I.ENOMOTO 20AUG04	CAP ASSY (HORIZONTAL / W/LEG) AMPLIMITE .050 SERIES I B-TO-B CONN.	
4 PLC ± -	ANGLES ± -	PRODUCT SPEC 108-60036	SIZE	CAGE CODE
MATERIAL SEE NOTE 5,6,9	FINISH SEE NOTE 7,8	APPLICATION SPEC	A3	00779
GENERAL TOLERANCE		WEIGHT	DRAWING NO	RESTRICTED TO
10 ≥ : ±0.2		CUSTOMER DRAWING	C-5174218	
30 ≥ > 10: ±0.25		SCALE	SHEET	REV
100 ≥ > 30: ±0.3		NTS	1 OF 1	A1
ANGLES: ±3'				