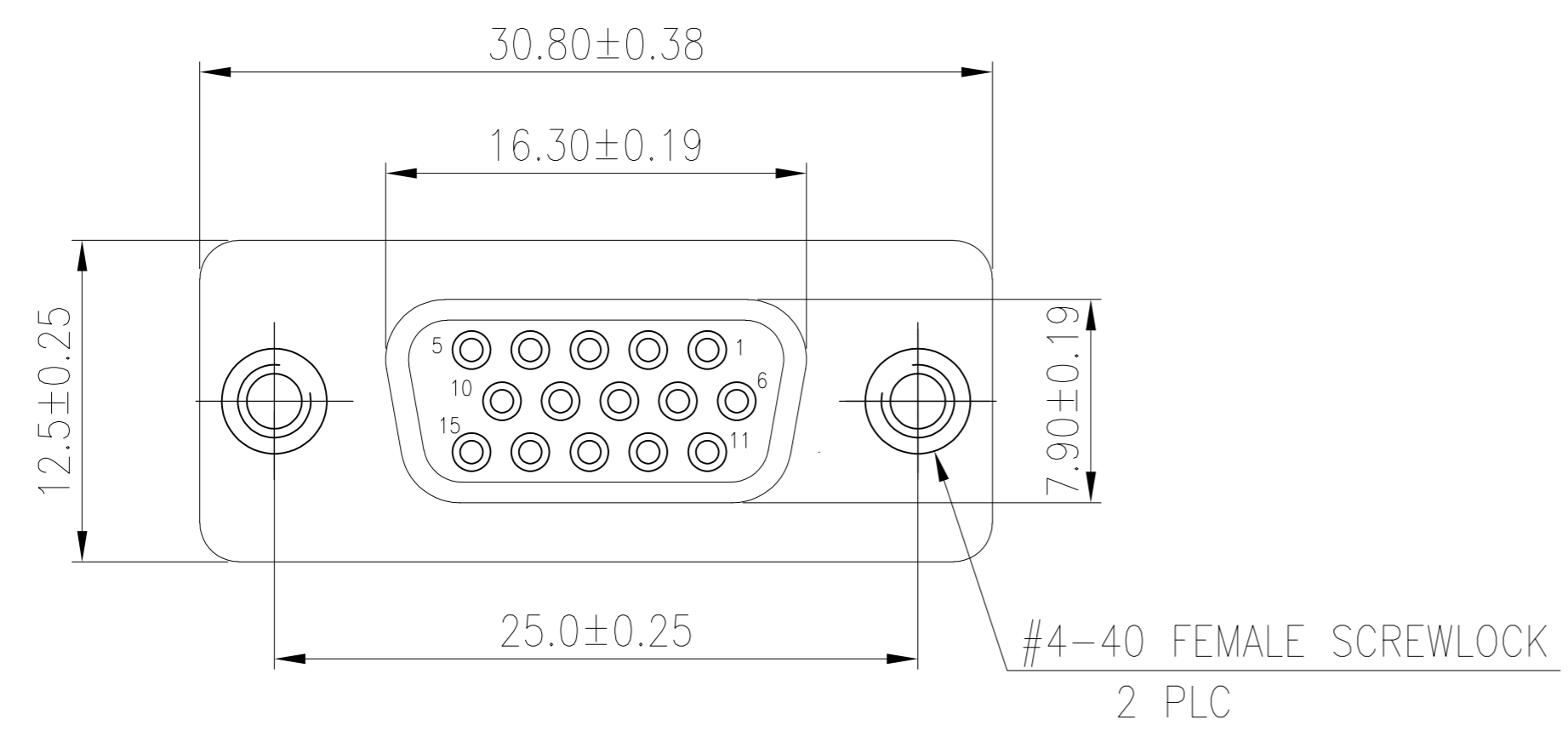
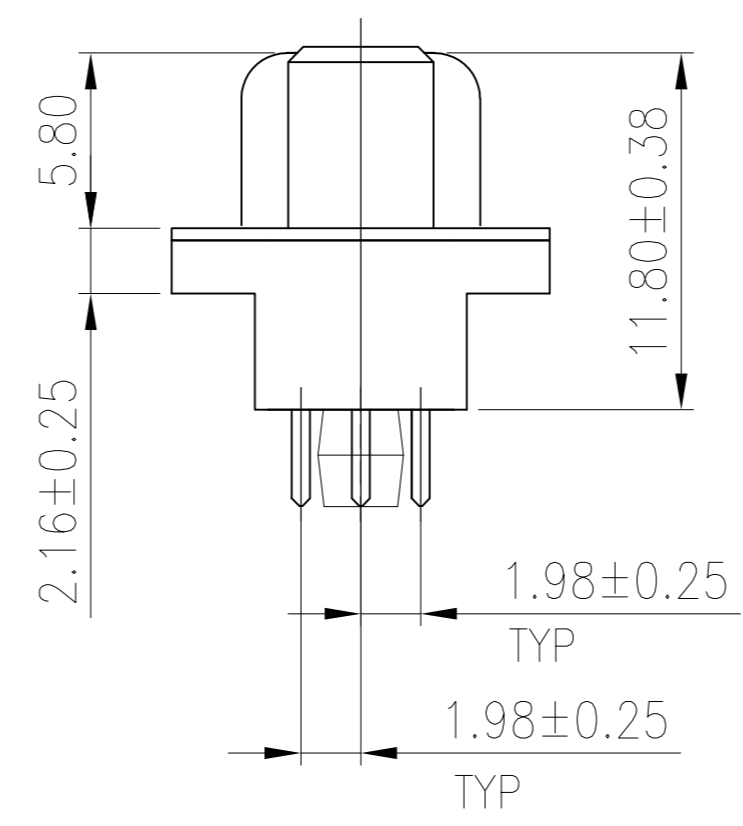
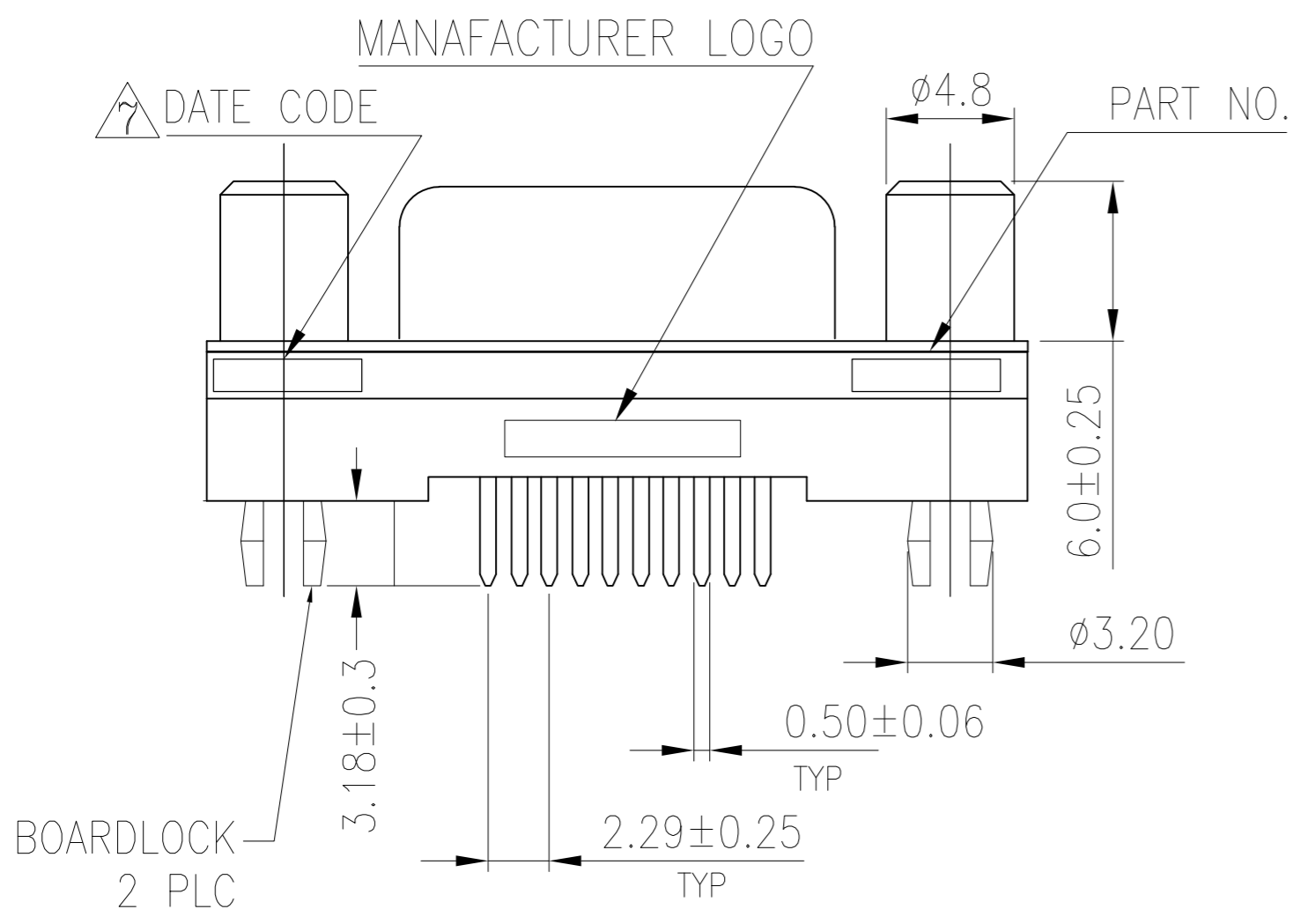


THIS DRAWING IS UNPUBLISHED. RELEASED FOR PUBLICATION
 © COPYRIGHT BY TYCO ELECTRONICS CORPORATION. ALL RIGHTS RESERVED.

LOC		DIST		REVISIONS			
GP	00	P	LTR	DESCRIPTION	DATE	DWN	APVD
		B		REVISED PER ECO-09-005756	15APR2009	ZMR	SLB

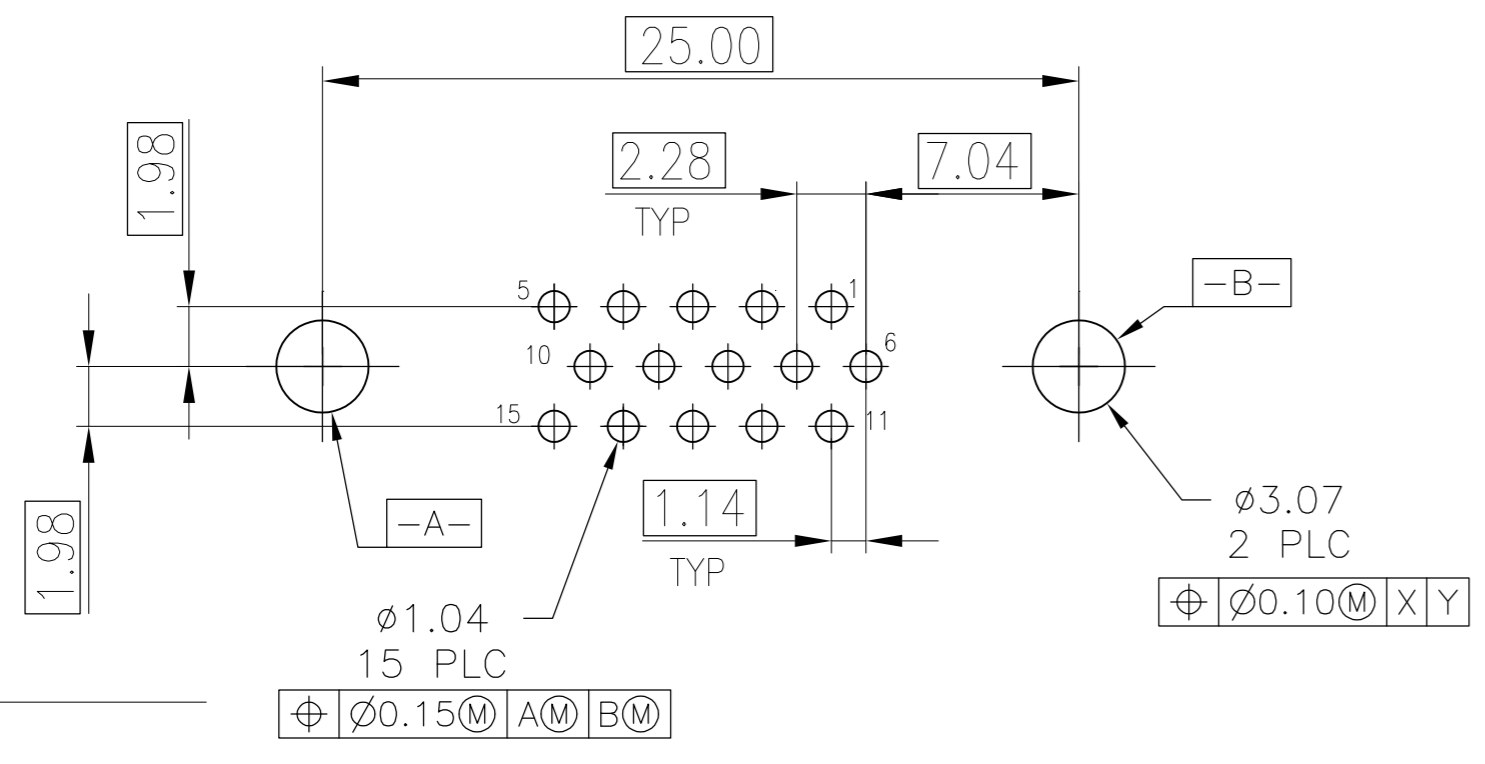


- HOUSING MATERIAL: PBT, GLASS FILLED, BLACK, UL 94V-0 RATED.
- CONTACT MATERIAL: PHOSPHOR BRONZE.
- CONTACT FINISH: GOLD PLATE IN MATING AREA (SEE TABLE), 120μ" MIN TIN PLATE ON SOLDER TAIL, BOTH OVER 50μ" MIN NICKEL UNDERPLATE.
- SHELL: STEEL, NICKEL PLATE.
- FEMALE SCREWLOCKS: BRASS, 50u" MIN NICKEL PLATE OVER 50u" MIN COPPER UNDERPLATE.
- BOARDLOCKS: BRASS, 100u" MIN TIN PLATE OVER 50u" MIN NICKEL UNDERPLATE.



△ FOUR DIGIT DATE CODE IN THIS FORMAT.
 Year 01 45 Manufacturing Week

△ DATUMS $\square-X-$ & $\square-Y-$ TO BE ESTABLISHED BY CUSTOMER.



RECOMMENDED PCB LAYOUT

OBSOLETE	Tray	15μ" MIN	5786382-3
	Tray	30μ" MIN	5786382-1
	Packaging	CONTACT MATING AREA FINISH	PART NUMBER

THIS DRAWING IS A CONTROLLED DOCUMENT.		DWN B. MCMASTER 22SEP05	Tyco Electronics Corporation Harrisburg, PA 17105-3608	
DIMENSIONS: mm		CHK S. BOLASH 22SEP05	NAME	
TOLERANCES UNLESS OTHERWISE SPECIFIED:		APVD M. WALMSLEY 22SEP05	AMPLIMITE HD-22, 15 POS RECEPTACLE, VERTICAL	
0 PLC ± -		PRODUCT SPEC	SIZE A2	CAGE CODE 00779
1 PLC ± 0.30		APPLICATION SPEC	DRAWING NO C=5786382	RESTRICTED TO
2 PLC ± 0.20			SCALE 4:1	SHEET 1 of 1
3 PLC ± 0.10		WEIGHT -	REV B	
4 PLC ± -		CUSTOMER DRAWING		
ANGLES ± 2'				
FINISH				