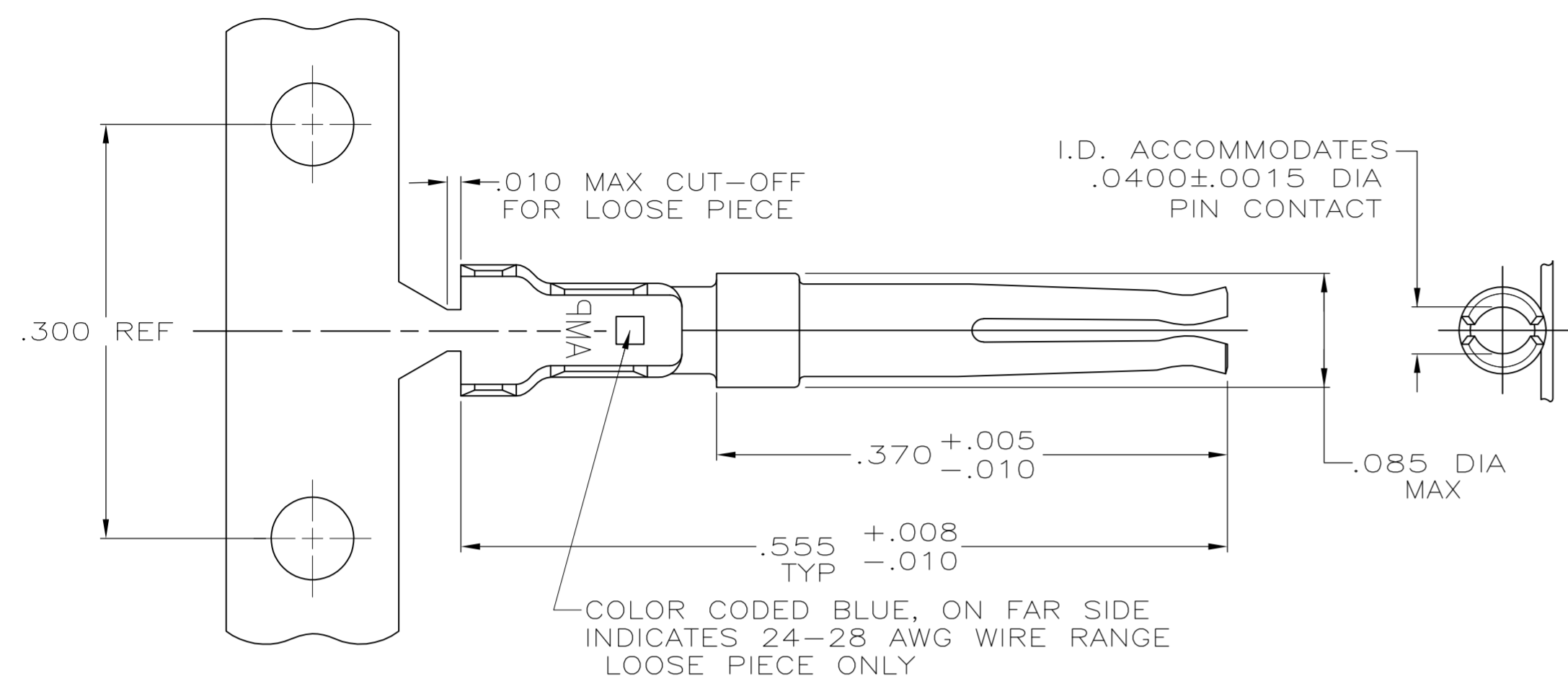
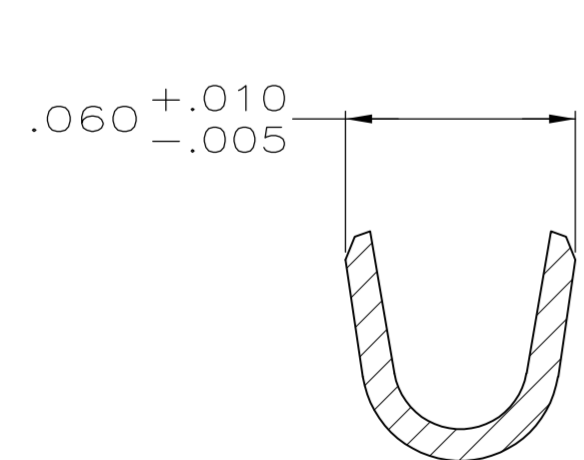
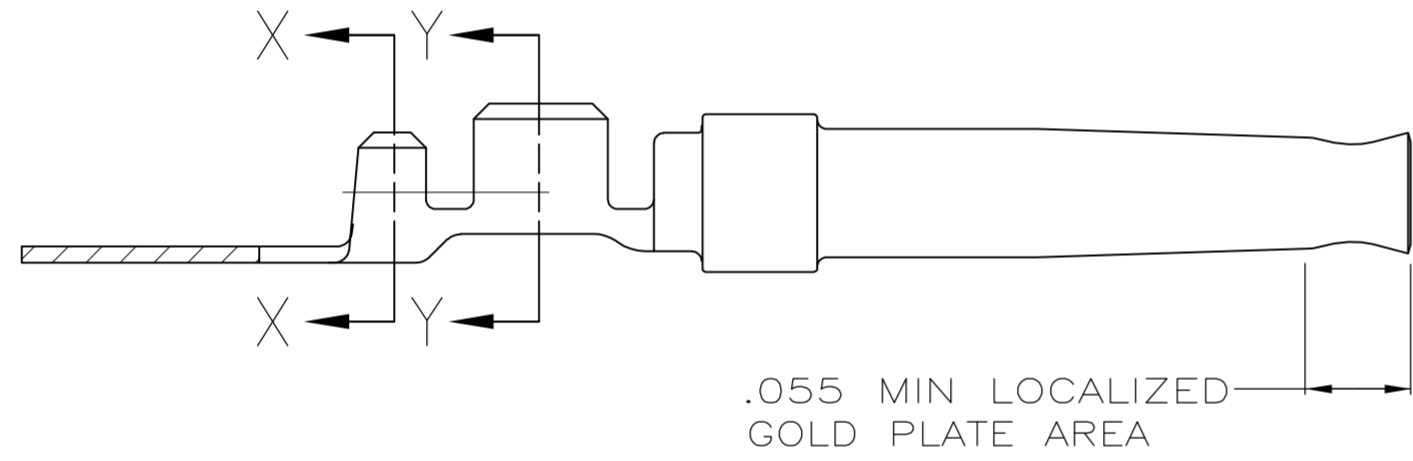


THIS DRAWING IS UNPUBLISHED. RELEASED FOR PUBLICATION
 © COPYRIGHT BY TYCO ELECTRONICS CORPORATION. ALL INTERNATIONAL RIGHTS RESERVED.

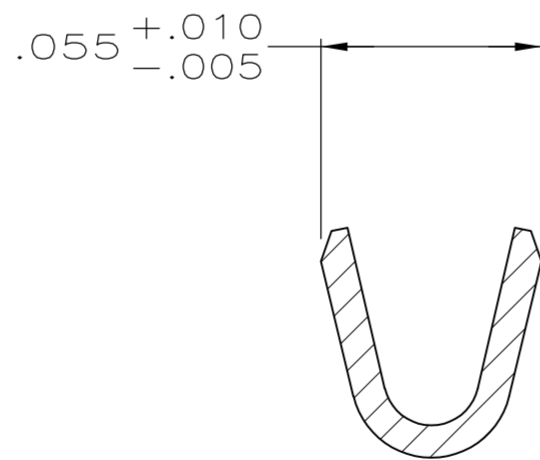
LOC		DIST		REVISIONS			
P	LTR	DESCRIPTION	DATE	DWN	APVD		
GP	00	REVISED PER ECO-08-019103	19AUG2008	ZMRC	CWR		



COLOR CODED BLUE, ON FAR SIDE INDICATES 24-28 AWG WIRE RANGE LOOSE PIECE ONLY



SECTION X-X
SCALE 20:1



SECTION Y-Y
SCALE 20:1

- 1 FOR MINI-APPLICATOR AND STRIPPER CRIMPER.
- 2 FOR HAND TOOL USE ONLY.
- 3 FOR STANDARD APPLICATOR PART #566184 ONLY.
- 4. WIRE RANGE OF 24-28, INSULATION RANGE OF .030-.040.
- 5. GOLD PLATING MAY NOT APPEAR ON CARRIER STRIP.
- 6 GOLD PLATING PER MIL-G-45204, NICKEL PLATING PER QQ-N-290, TIN PLATING PER MIL-T-10727, COPPER PLATING PER MIL-C-14550.
- 7 PLATED WITH .000050 GOLD ON INSIDE OF LOCALIZED GOLD PLATE AREA, .000050 GOLD ON REMAINDER, ALL OVER .000050 NICKEL UNDERPLATE.
- 8 PLATED WITH .000030 GOLD ON INSIDE OF LOCALIZED GOLD PLATE AREA, GOLD FLASH ON REMAINDER, ALL OVER .000050 NICKEL UNDERPLATE.
OR
GOLD FLASH OVER PALLADIUM-NICKEL, .000030 TOTAL ON INSIDE OF LOCALIZED GOLD PLATE AREA, GOLD FLASH ON REMAINDER, ALL OVER .000050 NICKEL UNDERPLATE.
- 9 GOLD FLASH ON INSIDE OF LOCALIZED GOLD PLATE AREA, GOLD FLASH ON REMAINDER, ALL OVER .000030 NICKEL UNDERPLATE.
- 10 PLATED WITH .000100-.000200 TIN.
- 11 PLATED WITH .000050 GOLD ON INSIDE OF LOCALIZED GOLD PLATE AREA, GOLD FLASH ON REMAINDER, ALL OVER .000050 NICKEL UNDERPLATE.
- 12 PLATED WITH .000015 GOLD IN LOCALIZED GOLD PLATE AREA, GOLD FLASH ON REMAINDER, OVER .000050 NICKEL.
- 13 PLATED WITH GOLD FLASH IN LOCALIZED GOLD PLATE AREA, TIN PLATED WIRE BARRELS, OVER .000030 NICKEL.
- 14 PLATED WITH .000030 GOLD IN LOCALIZED GOLD PLATE AREA, TIN PLATED WIRE BARRELS, OVER .000050 NICKEL.
- 15 AMP ITALY PART NUMBER ONLY.

OBSOLETE	STANDARD	FINISH	USE	TYPE	PART NUMBER
	SMALL PACK	13	3	STRIP	7-66505-0
SUPERSEDED BY 66505-9	STANDARD	8	2	LOOSE PIECE	6-66505-9
	STANDARD	14	2	LOOSE PIECE	6-66505-2
OBSOLETE	STANDARD	14	1	STRIP	6-66505-0
OBSOLETE	STANDARD	13	2	LOOSE PIECE	5-66505-9
OBSOLETE	STANDARD	13	1	STRIP	5-66505-7
15 OBSOLETE	STANDARD	12	1	STRIP	5-66505-5
	STANDARD	11	1	STRIP	2-66505-7
SUPERSEDED BY 5-66505-7	STANDARD	10	1	STRIP	1-66505-4
	STANDARD	9	3	STRIP	1-66505-3
OBSOLETE	STANDARD	8	3	STRIP	1-66505-2
	STANDARD	9	2	LOOSE PIECE	1-66505-0
	STANDARD	8	2	LOOSE PIECE	66505-9
	STANDARD	7	2	LOOSE PIECE	66505-8
	STANDARD	9	1	STRIP	66505-4
	STANDARD	8	1	STRIP	66505-3
	STANDARD	7	1	STRIP	66505-2
PACKAGING TYPE	FINISH	USE	TYPE	PART NUMBER	

THIS DRAWING IS A CONTROLLED DOCUMENT.

DWN	C.RICHARD	1-6-87	Tyco Electronics Corporation Harrisburg, PA 17105-3608
CHK	S.WELDON	1-7-87	
APVD	-	-	
NAME			
DIMENSIONS:	TOLERANCES UNLESS OTHERWISE SPECIFIED:	PRODUCT SPEC	SOCKET CONTACT, SIZE 20 DF, 24-28 AWG, W/ .030-.040 DIA INSULATION SUPPORT,
INCHES	0 PLC ± - 1 PLC ± - 2 PLC ± - 3 PLC ± .005 4 PLC ± - ANGLES ± -	APPLICATION SPEC	
MATERIAL	FINISH	114-10000	SIZE
PHOSPHOR BRONZE	SEE TABLE	WEIGHT	A2
		CUSTOMER DRAWING	CAGE CODE
			00779
			DRAWING NO
			C=66505
			RESTRICTED TO
			-
		SCALE	10:1
		SHEET	1 of 1
		REV	AR