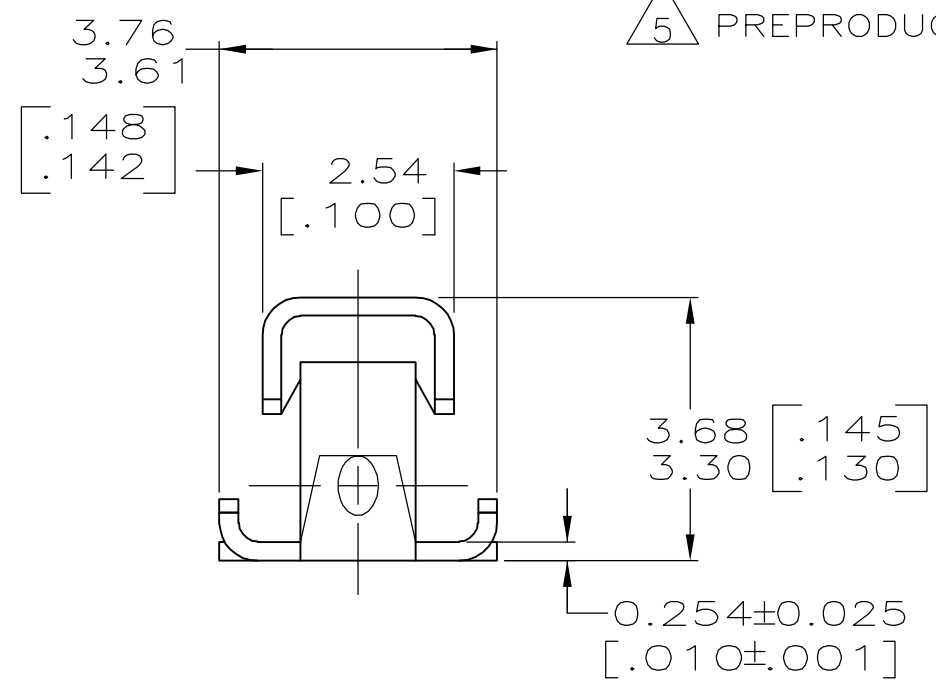
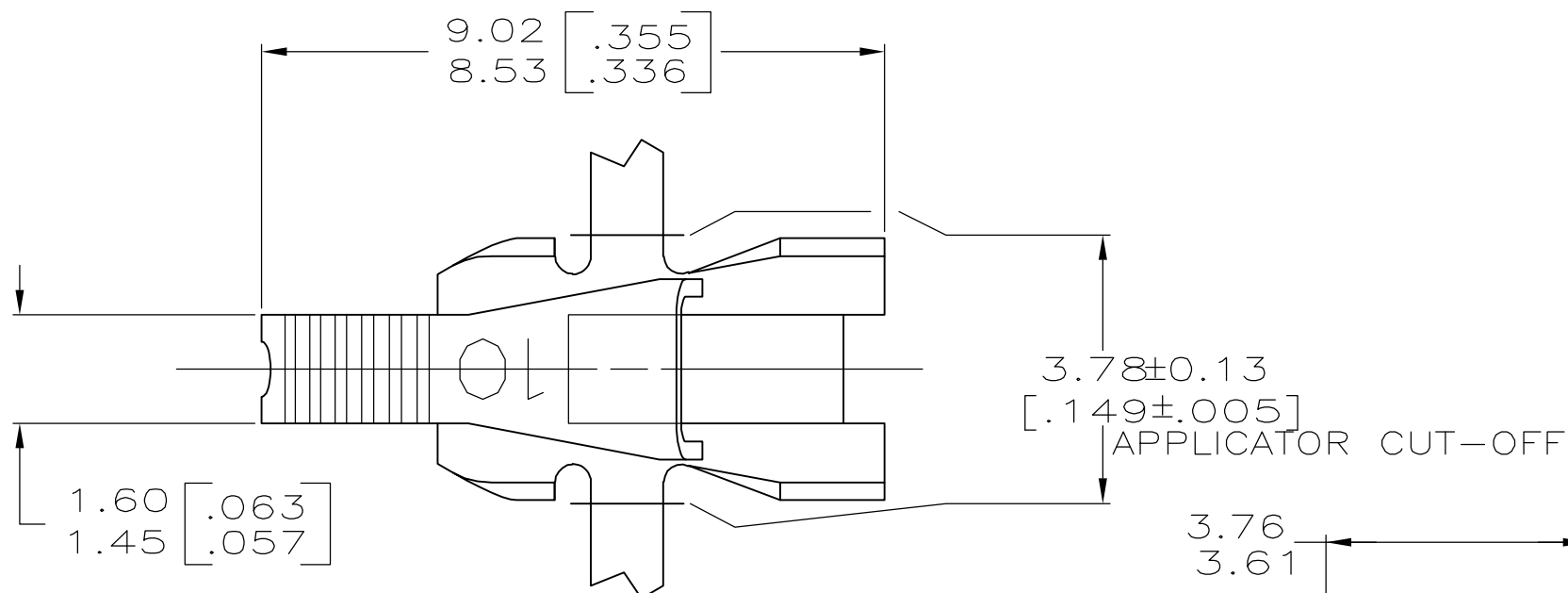
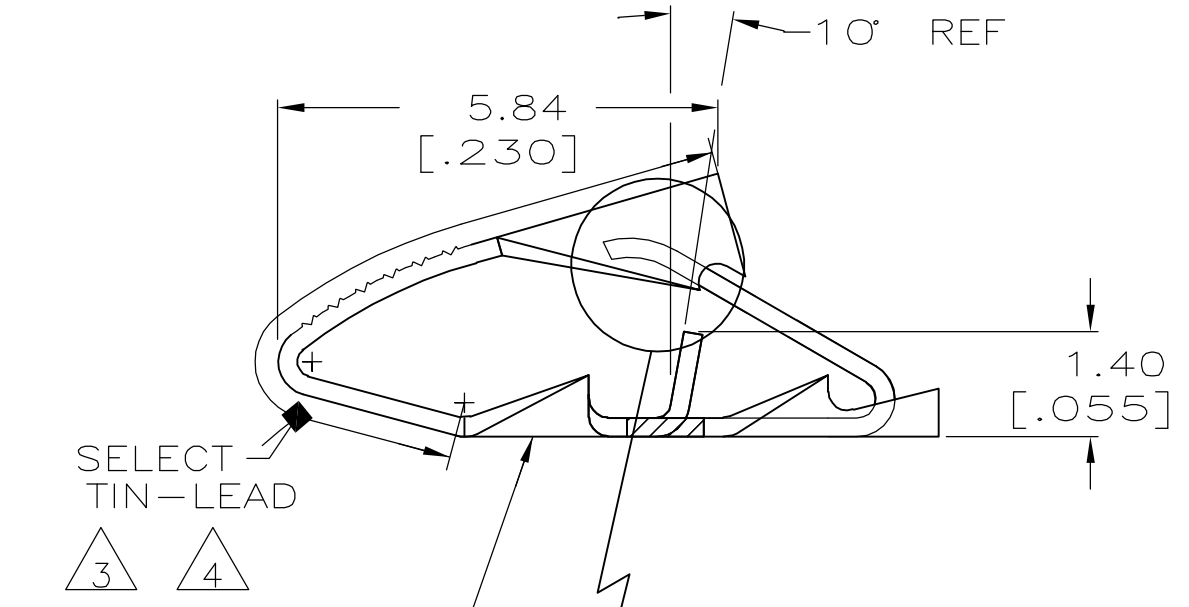


THIS DRAWING IS UNPUBLISHED. RELEASED FOR PUBLICATION
 © COPYRIGHT BY TYCO ELECTRONICS CORPORATION. ALL RIGHTS RESERVED.


LOC	DIST	REVISIONS					
		P	LTR	DESCRIPTION	DATE	DWN	APVD
AF	50		D1	REL PER ECR 06-000469	13JAN06	JR	KR



- 1 CONTINUOUS STRIP ON REELS WITH TERMINALS LOCATED ON 6.10±0.08 [.240±.003] CENTERS.
- 2 IDENTIFICATION NUMBER 10 FOR MAGNET WIRE RANGE.
- 3 0.000762[.000030] MIN SELECT GOLD ON ONE SIDE AS SHOWN, 0.00127[.000050] MIN SELECT TIN-LEAD ON BOTH SIDES AS SHOWN ALL OVER 0.00127[.000050] MIN NICKEL UNDERPLATE
- 4 0.000762[.000030] MIN SELECT GOLD ON ONE SIDE AS SHOWN, 0.00127[.000050] MIN SELECT TIN ON BOTH SIDES AS SHOWN ALL OVER 0.00127[.000050] MIN NICKEL UNDERPLATE
- 5 PREPRODUCTION - FASR REQUIRED



0.05-0.13mm [#44-#36] AWG	4	5	63845-2
0.05-0.13mm [#44-#36] AWG	3		63845-1
COPPER MAGNET WIRE RANGE		FINISH	PART NO.



THIS DRAWING IS A CONTROLLED DOCUMENT.		DWN R.GRZYBOWSKI 4/MAY/95	Tyco Electronics Corporation Harrisburg, Pa 17105-3608	
DIMENSIONS: MM [INCHES]		CHK M.S. FEHER 4/MAY/95	NAME TERMINAL, POKE-IN, MINI MAG-MATE	
TOLERANCES UNLESS OTHERWISE SPECIFIED:		APVD TL SHUTTER 4/MAY/95	PRODUCT SPEC 108-2016	
0 PLC ± -		APPLICATION SPEC 114-2047		
1 PLC ± -		WEIGHT -		
2 PLC ± 0.25 [.010]		SIZE A3	CAGE CODE 00779	DRAWING NO G-63845
3 PLC ± -		RESTRICTED TO -		
4 PLC ± -		SCALE 10:1		
4 PLC ANGLES ± -		SHEET 1 OF 1		
MATERIAL H02 BRASS		FINISH SEE TABLE		
CUSTOMER DRAWING		REV D1		