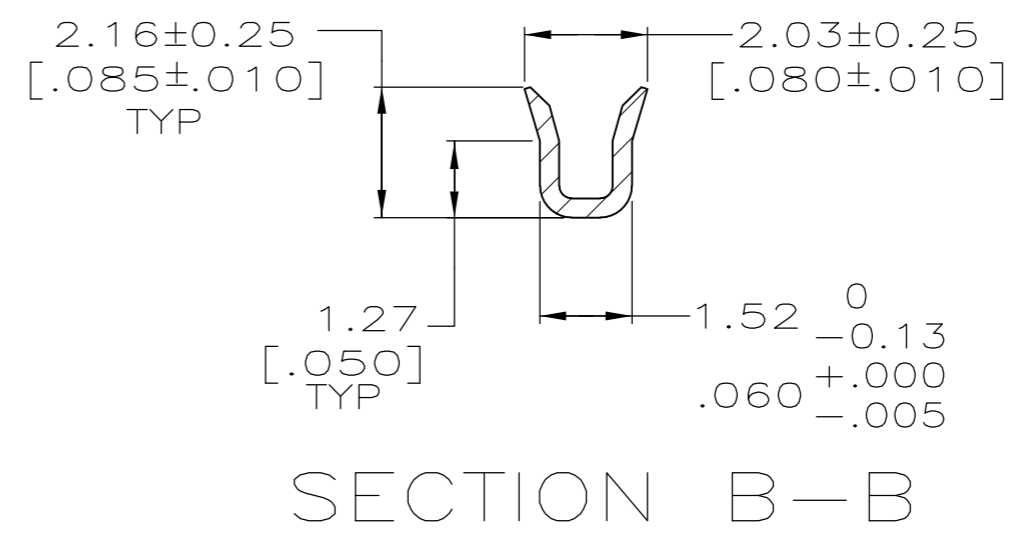
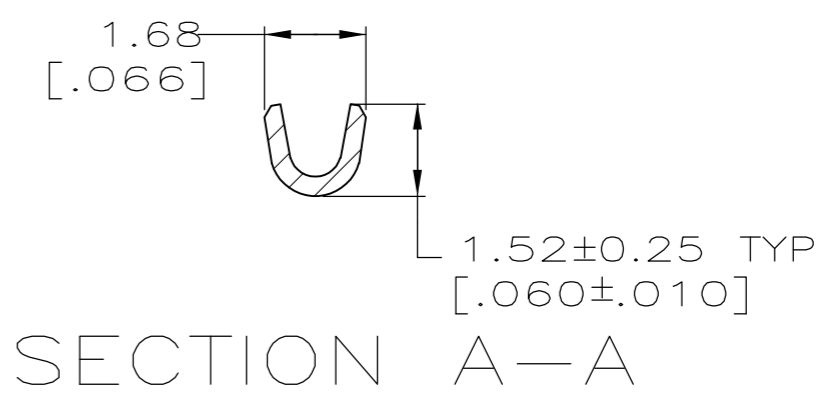
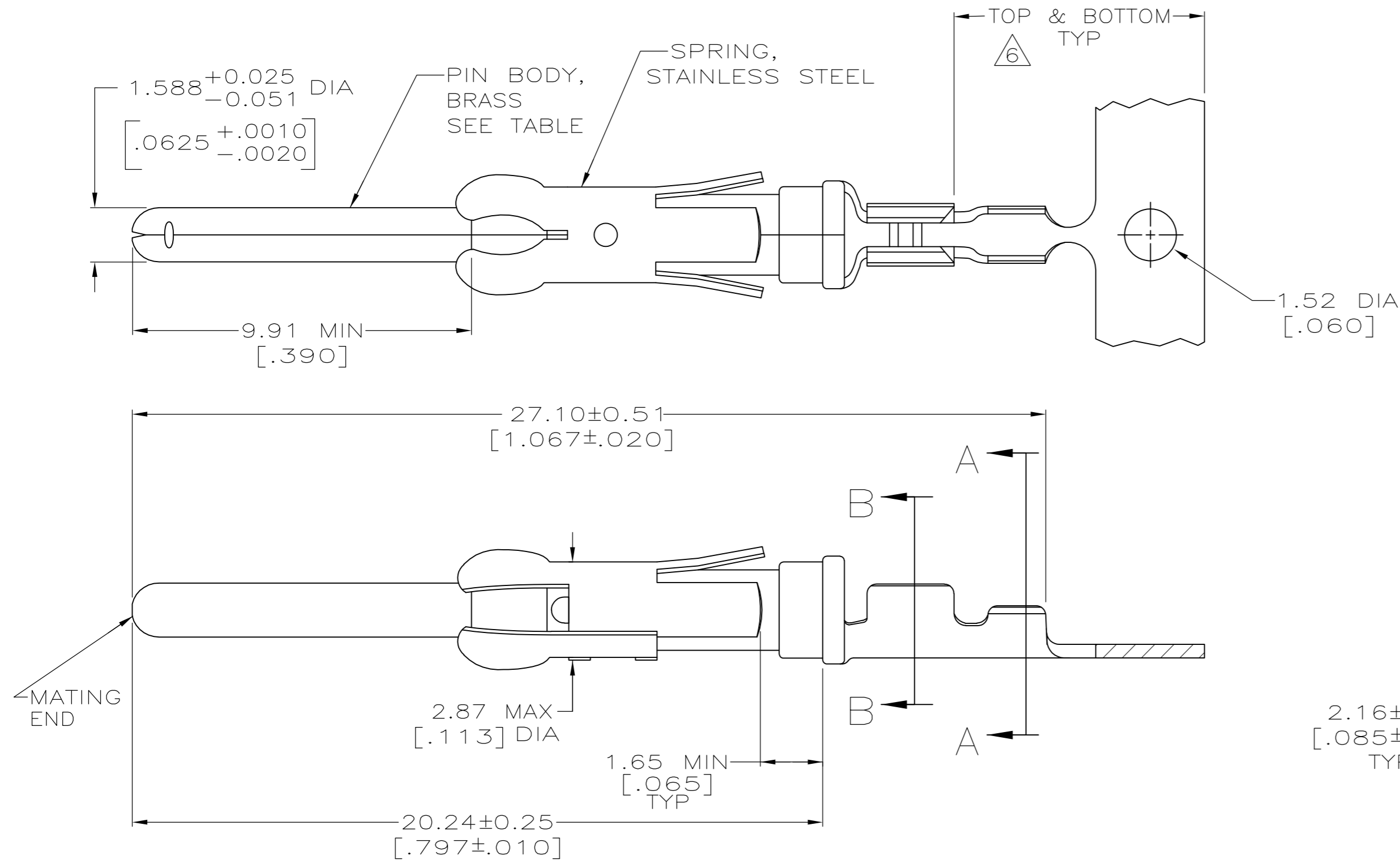


THIS DRAWING IS UNPUBLISHED. RELEASED FOR PUBLICATION
 © COPYRIGHT BY TYCO ELECTRONICS CORPORATION. ALL INTERNATIONAL RIGHTS RESERVED.

LOC	DIST	REVISIONS					
FT	47	P	LTR	DESCRIPTION	DATE	DWN	APVD
		AA		REV PER ECR 10-012675	13SEPT10	JR	SH



- 1 REVERSE REELED FOR MINI-APPLICATOR.
- 2 0.76µm [.000030] MIN PRECIOUS METAL PLATE ON MATING END FOR A LENGTH OF 5.08 [.200] MIN OVER 1.27µm [.000050] MIN NICKEL PLATE. GOLD FLASH ALL OVER. CONFORMS TO THE REQUIREMENTS OF TYCO ELECTRONICS PRODUCT SPEC 108-10042, BASED ON EIA/ECA-364-1000.01A (CONTROLLED ENVIRONMENT APPLICATIONS).
- 3 0.76µm [.000030] MIN PRECIOUS METAL PLATE ON MATING END FOR A LENGTH OF 5.08 [.200] MIN WITH A UNIFORM GRADIENT TO 0.25µm [.000010] ON REMAINDER, OVER 1.27µm [.000050] MIN NICKEL PLATE. GOLD FLASH ALL OVER. CONFORMS TO THE REQUIREMENTS OF TYCO ELECTRONICS PRODUCT SPEC 108-10042, BASED ON EIA/ECA-364-1000.01A (CONTROLLED ENVIRONMENT APPLICATIONS).
- 4 0.38µm [.000015] MIN GOLD PER MIL-G-45204 ON MATING END FOR A LENGTH OF 5.08 [.200] MIN WITH GOLD FLASH ON THE REMAINDER OVER 1.27µm [.000050] MIN NICKEL PER QQ-N-290.
- 5 1.27µm [.000050] MIN GOLD PER MIL-G-45204 ON MATING END FOR A LENGTH OF 5.08 [.200] MIN WITH GOLD FLASH ON THE REMAINDER OVER 1.90µm [.000075] MIN NICKEL PER QQ-N-290.
- 6 GOLD PLATING NEED NOT APPEAR IN THIS AREA.
- 7. WIRE RANGE 26-30 AWG.
- 8. INSULATION RANGE 0.36 [.014]-0.76 [.030] DIA.
- 9 0.38µm [.000015] MIN GOLD PER MIL-G-45204 ON MATING END FOR A LENGTH OF 5.08 [.200] MIN, 1.27µm [.000050] MIN TIN-LEAD PER MIL-T-10727 FOR A LENGTH OF 5.69 [.224] MIN ON OPPOSITE END, BOTH OVER 1.27µm [.000050] MIN NICKEL PER QQ-N-290 ON ENTIRE CONTACT.

OBSOLETE	1	9	-	1-66393-3
OBSOLETE	1	5	-	1-66393-1
	1	2	66406-4	66393-8
	1	4	-	66393-7
OBSOLETE	1	3	66406-1	66393-5
	STANDARD	2	66406-4	66393-4
	STANDARD	4	-	66393-3
	STANDARD	3	66406-1	66393-1
	REELING	PIN BODY FINISH	L.P. REF	PART NO.

THIS DRAWING IS A CONTROLLED DOCUMENT.		DWN	R.SHIREY	7-18-91	Tyco Electronics Corporation Harrisburg, PA 17105-3608		
DIMENSIONS: MM [INCHES]		CHK	R.STONE	8-15-91	NAME PIN ASSEMBLY, .062, TYPE III+		
TOLERANCES UNLESS OTHERWISE SPECIFIED:		APVD	W.PARKER	8-19-91	PRODUCT SPEC		
0 PLC ± -		APPLICATION SPEC		SIZE CAGE CODE DRAWING NO RESTRICTED TO			
1 PLC ± -		WEIGHT -		A2 00779		C=66393	
2 PLC ± 0.13 [.005]		CUSTOMER DRAWING		SCALE 8:1		SHEET 1 of 1	
3 PLC ± -		SEE TABLE		REV AA			
4 PLC ± -							
ANGLES ± -							
FINISH							
SEE CALLOUTS							