

Digi Connect[®] WAN Family

Cellular & WiMAX Gateways/Routers/VPN Devices

Small, cost-optimized cellular and WiMAX routers utilize global cellular networks for secure connectivity to remote sites and devices.



Overview

Digi Connect WAN cellular and WiMAX routers provide secure high-speed wireless connectivity to remote sites and devices. These products can be used for reliable primary wireless network connectivity to equipment at remote locations, as well as for a backup to existing landline communications. The Digi Connect WAN family is also ideal for use where wired networks are not feasible, or where alternative network connections are required.

Digi Connect WAN products provide a primary Wireless WAN connection to remote sites containing Ethernet and/or serial devices. Applications include new construction locations, industrial automation, power utility substations, retail/POS sites, railroad, temporary facilities without primary wired connections, and many more.

For backup network applications, Digi Connect WAN integrates with remote locations via a secondary Ethernet WAN port on an existing router. This provides a truly diverse network connection for remote locations requiring maximum uptime.

Target Applications



Utilities



Industrial Automation



Traffic Management

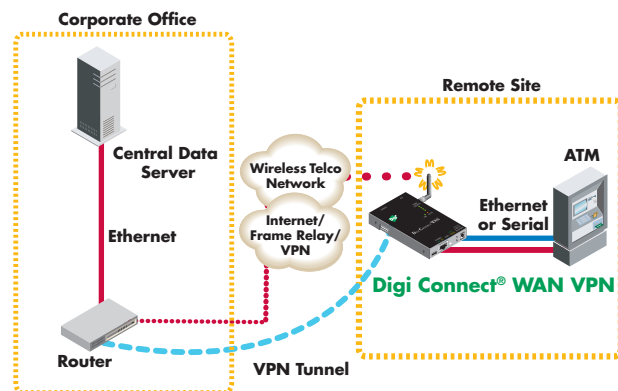


Remote Device Management



Retail/POS

Application Highlight



Features/Benefits

- Small, cost-optimized cellular routers with integrated VPN
- 2G/2.5G (GSM GPRS/EDGE) models with 1 serial, 1 Ethernet port
- 3G (GSM HSUPA/UMTS & EV-DO Rev A PCI Express module) with 1 serial, 1 Ethernet, 1 USB, 1 sensor port
- 4G WiMAX
- iDigi™ enables remote management of many remote devices
- Unique Digi SureLink™ maintains "always-on" wireless connection
- Programmable in Python for device customization



Digi Connect® WAN

2.5G Wireless WAN cellular router. Provides high performance wireless TCP/IP data communications via cellular GSM EDGE networks to remote sites and devices.

Digi Connect® WAN 3G

3G high speed upgradeable HSUPA/EV-DO Rev A Wireless WAN cellular router with integrated VPN. Provides primary and backup connectivity to remote sites and devices.

Digi Connect® WAN GPRS

2G Wireless WAN cellular router/gateway. Provides reliable GPRS wireless TCP/IP data communications via cellular. Ideal for M2M applications.

Digi Connect® WAN VPN

2.5G Wireless WAN cellular router plus integrated VPN. Creates a secure WAN connection via an Ethernet-to-cellular interface.

Digi Connect® WAN IA Digi Connect® WAN 3G IA

Industrial-grade 2.5 to 3G Wireless WAN GSM/GPRS/EDGE/HSUPA, CDMA/EV-DO router/gateway. Offers all of the functionality of Digi Connect WAN VPN plus an industrial-grade feature set.

Digi Connect® WAN 4G

High speed/Low latency 4G commercial grade WiMAX router with integrated VPN. Provides primary and backup connectivity to remote sites and devices.

Specifications	Digi Connect® WAN GPRS	Digi Connect® WAN Digi Connect® WAN VPN	Digi Connect® WAN 3G	Digi Connect® WAN IA Digi Connect® WAN 3G IA	Digi Connect® WAN 4G
Interfaces					
Serial					
Ports	1 RS-232/422/485 DB-9; Up to 230 Kbps throughput; Hardware and software flow control; Signal support for TXD, RXD, RTS, CTS, DTR, DSR, DCD		1 RS-232 DB-9; Up to 230 Kbps throughput; Hardware and software flow control; Signal support for TXD, RXD, RTS, CTS, DTR, DSR, DCD		1 RS-232/422/485 DB-9; Up to 230 Kbps throughput; Hardware and software flow control; Signal support for TXD, RXD, RTS, CTS, DTR, DSR, DCD
Ethernet					
Ports	1 RJ-45 10/100 Mbps 10Base-T (auto-sensing); Full or half duplex, Auto crossover detection (Auto MDIX)				
Wireless WAN					
GSM GPRS 12/EDGE 12	Fixed		Upgradable	Fixed	Upgradable
UMTS/HSUPA, EV-DO, WiMAX	N/A		Upgradable (PCI Express Module - 3G/4G models only)		N/A
Other Interfaces					
USB	N/A		1 USB Type A connector (3G/4G models only)		
Sensor	N/A			1 sensor port for use with Watchport Sensors (3G IA only)	N/A
Dual SIM	N/A		3G/4G models only		
Features					
Network Protocols	UDP/TCP, DHCP				
Status LEDs	Ethernet, power on, cellular link/activity, signal strength (4 bars)				
Software	Device-initiated patented RealPort COM port redirector and RFC 2217; Digi SureLink "always-on" connection; Python scripting; Custom development environment				
Security	SSL, SSL/TLS, SSHv2, FIPS 197				
Router/Firewall Features	NAT, NAT-T (NAT traversal) VPN tunneling, Port forwarding, VPN/GRE pass-through; Access control lists (IP filtering), IP pass-through, Virtual Router Redundancy Protocol (VRRP) per RFC 3768				
VPN Features	IPsec with IKE/ISAKMP; Multiple tunnel support; DES, 3DES and up to 256-bit AES Encryption, Simple Certificate Enrollment Protocol (SCEP) for X.509 certificate features not included on Digi Connect WAN model				
Management	HTTP/HTTPS, CLI or Telnet; Optional secure enterprise management via iDigi				

Specifications

Digi Connect® WAN GPRS

Digi Connect® WAN
Digi Connect® WAN VPN

Digi Connect® WAN 3G

Digi Connect® WAN IA
Digi Connect® WAN 3G IA

Digi Connect® WAN 4G

Features (continued)

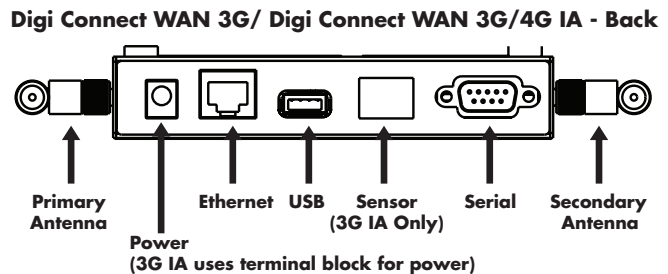
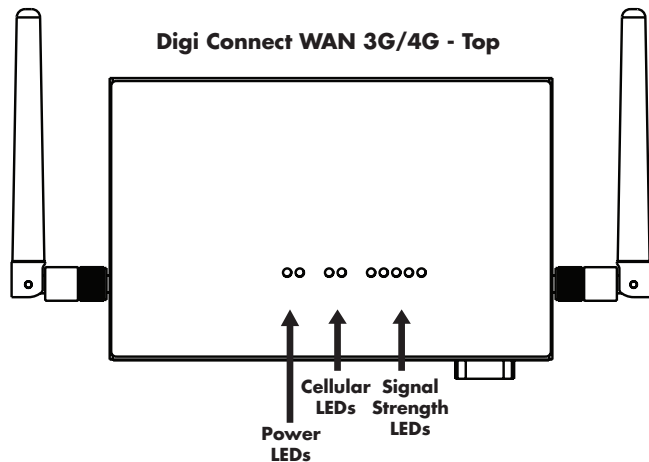
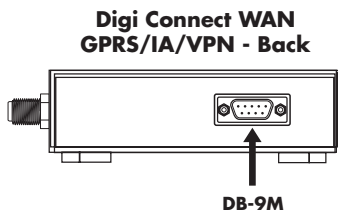
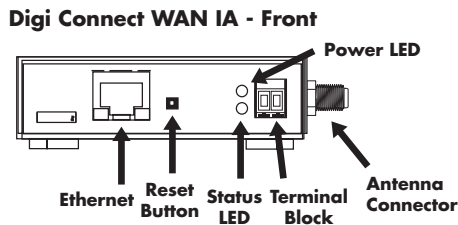
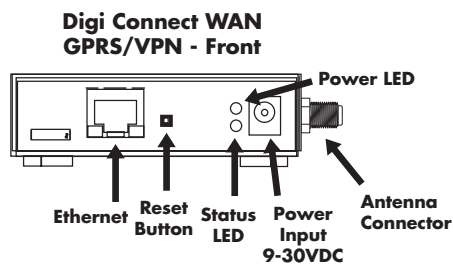
IA Features	N/A		DIN rail mounting kit included; Class 1, Div 2 Rating; Terminal block for power; Modbus to Modbus TCP protocol conversion	N/A
Dimensions (L x W x H)	5.25 in (13.34 cm) x 3.35 in (8.51 cm) x 0.97 in (2.47 cm) 3G models: 5.30 in (13.46 cm) x 3.38 in (8.58 cm) x 0.98 in (2.48 cm)			
Weight	1.00 lb (0.45 kg)			
RF Features				
GSM Models				
GPRS	850/900/1800/1900 MHz; Max 86 Kbps DL/UL			
EDGE	N/A	850/900/1800/1900 MHz; 216 Kbps DL, 108 Kbps UL		
HSUPA	N/A		850/1900/2100 MHz HSUPA: 7.2 Mbps DL, 2.0 Mbps UL (VPN and 3G models only)	
Antenna	1 antenna 50 Ω SMA		2 antennas (Rx Diversity)	N/A
CDMA Models				
1xEV-DO	N/A	1900 MHz; 3.1 Mbps DL, 1.8 Mbps UL (VPN and 3G IA models only)		N/A
Antenna	1 x 50 Ω female SMA connector		2 antennas (Rx Diversity)	N/A
4G Models				
WiMAX	N/A			WiMAX (802.16e-2005); 2.3-2.7 GHz (WF3A Profile); Wave2; S-OFDMA MIMO; QPSK, 16 QAM, 64 QAM; 5/10 MHz bandwidth UL/DL
Antenna	N/A			2 antennas 50 Ω RPSMA
Power Requirements				
Power Input	9-30VDC			
Power Supply	12VDC power supply for 0° C to 60° C (32° F to 140° F) with locking barrel connector included (except IA models); Extended temperature power supply available; IA models require a power supply (not included)			
DC Power Consumption	Idle: 1.2W; Max: 3.4W			
AC Power Consumption	Idle: 2.0W; Max: 5.8W			
Surge Protection	4 kV burst (EFT) per-4-4; 2 kV surge per EN61000-4			
Environmental				
Operating Temperature	GSM models: -25° C to +75° C (-13° F to 167° F) CDMA models: -30° C to +75° C (-22° F to 167° F); Reduced cellular performance will occur above 60° C for CDMA models WiMAX models: -20° C to +75° C			
Relative Humidity	5 to 95% (non-condensing)			
Ethernet Isolation	1500VAC min per IEEE 802.3/ANSI X 3.263			
Serial Port Protection (ESD)	+15 kV air gap and +8 kV contact discharge per IEC 1000-4-2			
Approvals				
Safety	UL 60950, CSA 22.2 No. 60950, EN60950			
Emissions/Immunity	CE, FCC Part 15 Class A (FCC identifier GGL-R1902G), AS/NZS CISPR 22, EN55024, EN55022 Class A			
Mobile Certifications - CDMA/EV-DO	CDG, TIA/EIA-690, TIA/EIA-98-E			
Mobile Certifications - GSM/UMTS	PTCRB, NAPRD.03, GCF-CC, R&TTE, EN 301 511			
Wireless Carrier Certifications	Certified by most major carriers. See www.digi.com for current listing.			

Digi™ M2M Network Operating Platform



Manage many devices at the same time with just a few clicks

Digi products can be easily managed via iDigi, a hosted Machine-to-Machine (M2M) network operating platform that provides secure, scalable connectivity for remote management and control of remote devices. Based upon a cloud computing model that provides on-demand scalability on a high-availability platform, iDigi offers easy integration with M2M and mesh network devices via an open communications protocol. The iDigi Web-Service Protocol provides easy integration with network applications. iDigi's suite of robust network management tools includes authentication, configuration management, account management, group and individual software updating, network data storage, and gateway programming. All of this is provided via centralized control through the iDigi Manager Pro service module at my.iDigi.com.



Visit www.digi.com for part numbers.

DIGI SERVICE AND SUPPORT - You can purchase with confidence knowing that Digi is here to support you with expert technical support and a strong five-year warranty. www.digi.com/support

Digi International
877-912-3444
952-912-3444
info@digi.com

Digi International France
+33-1-55-61-98-98
www.digi.fr

Digi International KK
+81-3-5428-0261
www.digi-intl.co.jp

Digi International (HK) Limited
+852-2833-1008
www.digi.cn



91001371
F1/910

BUY ONLINE • www.digi.com

© 2005-2010 Digi International Inc. Digi, Digi International, the Digi logo, the Making Wireless M2M Easy logo, Digi Connect, iDigi, RealPort and Digi SureLink are trademarks or registered trademarks of Digi International Inc. in the United States and other countries worldwide. All other trademarks are the property of their respective owners. All information provided is subject to change without notice.

