

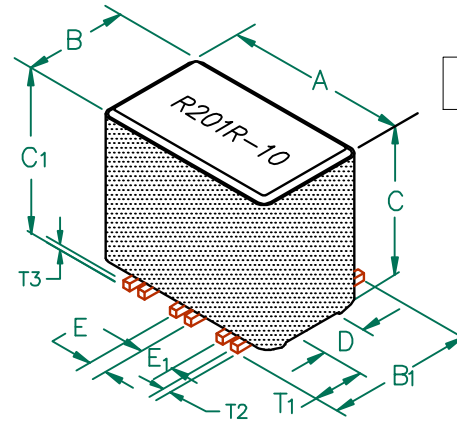
PHYSICAL DIMENSIONS:

A	9.78 [.385]	± 0.15 [.006]
B	5.72 [.225]	± 0.10 [.004]
B ₁	6.73 [.265]	MAX
C	9.53 [.375]	± 0.15 [.006]
C ₁	10.31 [.406]	MAX.
D	2.41 [.095]	± 0.08 [.003]
E	0.89 [.035]	± 0.13 [.005]
E ₁	1.91 [.075]	± 0.13 [.005]

WIRE:

T ₁	1.91 [.075]	± 0.25 [.010]
T ₂	0.38 [.015]	TYP.
T ₃	0.38 [.015]	TYP.

CM3822R201R-10



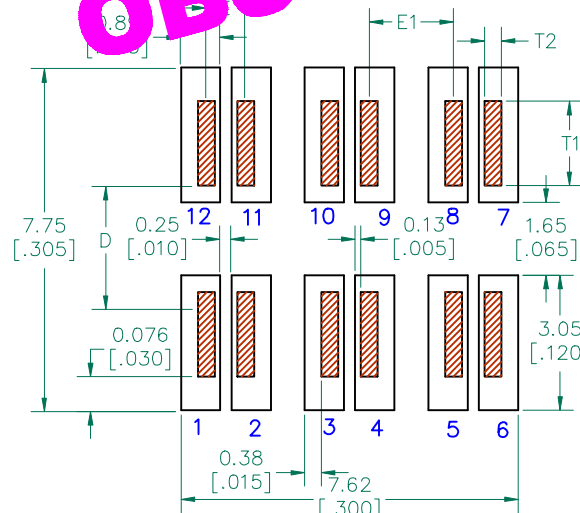
ELECTRICAL CHARACTERISTICS:			
Z @ 100MHz (Ω)	DCR (Ω)	Rated Current	
Nominal	200		
Minimum	160		
Maximum	-	0.02	5,000 mA

NOTES: UNLESS OTHERWISE SPECIFIED

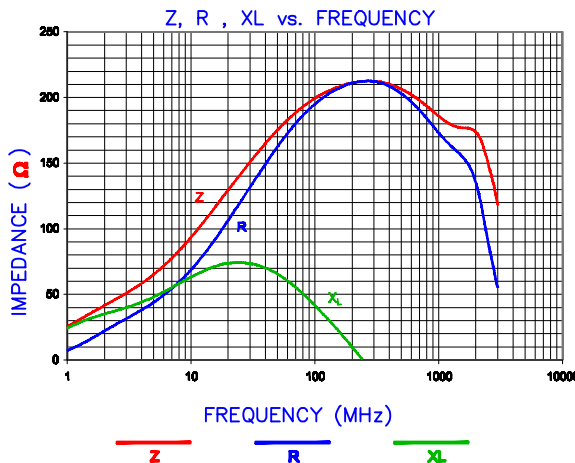
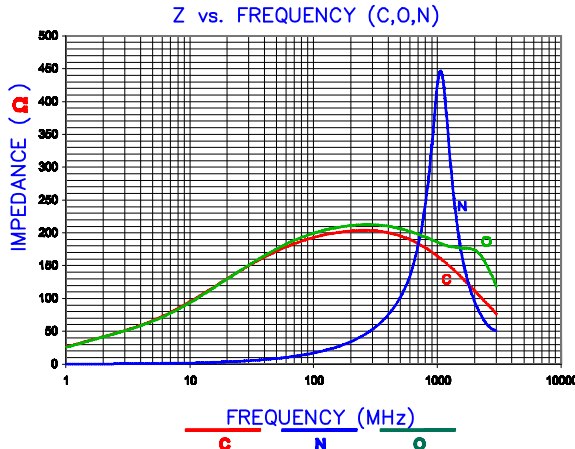
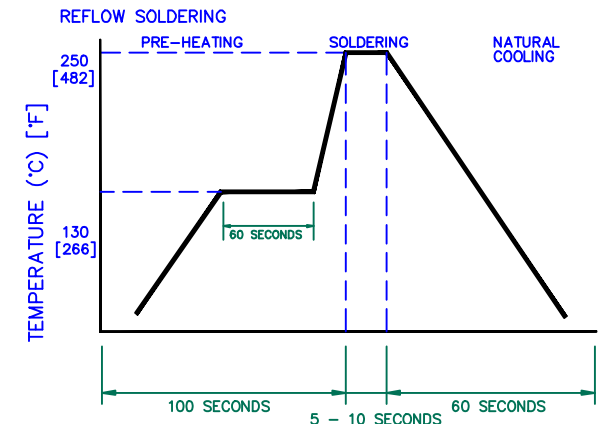
1. TAPED AND REELED per CURRENT EIA SPECIFICATIONS 13" REELS, 500 PCS per REEL.
2. COMPONENTS SHOULD BE ADEQUATELY PREHEATED BEFORE SOLDERING.
3. REF. CARRIER TAPE SPECIFICATION # CART3822-2P.
4. TERMINATION FINISH IS 100% TIN.
5. THIS PART HAS NO PIN POLARITY.

OBSOLETE

LAND PATTERN FOR REFLOW SOLDERING



RECOMMENDED SOLDERING CONDITIONS



DIMENSIONS ARE IN mm (INCHES).				THIS DOCUMENT CONTAINS INFORMATION WHICH IS PROPRIETARY AND CONFIDENTIAL TO STEWARD. NO PRODUCTION OR PUBLICATION OF THIS DOCUMENT IN WHOLE OR IN PART SHALL BE MADE WITHOUT WRITTEN AUTHORIZATION FROM STEWARD.																							
<table border="1"> <tr> <td> </td><td> </td><td> </td><td> </td></tr> <tr> <td> </td><td> </td><td> </td><td> </td></tr> <tr> <td> </td><td> </td><td> </td><td> </td></tr> <tr> <td> </td><td> </td><td> </td><td> </td></tr> </table>																				<h2 style="color: red;">Steward</h2>							
<table border="1"> <tr> <td>PROJECT/PART NUMBER:</td> <td>REV</td> <td>PART TYPE:</td> <td>DRAWN BY:</td> </tr> <tr> <td>CM3822R201R-10</td> <td>A</td> <td>ASSEMBLY</td> <td>JRK</td> </tr> <tr> <td>DATE: 06/01/04</td> <td>SCALE: NTS</td> <td colspan="2">SHEET:</td> </tr> <tr> <td>A ORIGINAL DRAFT</td> <td>06/01/04</td> <td>JRK</td> <td>2 of 3</td> </tr> <tr> <td>REV</td> <td>DESCRIPTION</td> <td>DATE</td> <td>INT</td> </tr> <tr> <td> </td> <td> </td> <td> </td> <td> </td> </tr> </table>				PROJECT/PART NUMBER:	REV	PART TYPE:	DRAWN BY:	CM3822R201R-10	A	ASSEMBLY	JRK	DATE: 06/01/04	SCALE: NTS	SHEET:		A ORIGINAL DRAFT	06/01/04	JRK	2 of 3	REV	DESCRIPTION	DATE	INT				
PROJECT/PART NUMBER:	REV	PART TYPE:	DRAWN BY:																								
CM3822R201R-10	A	ASSEMBLY	JRK																								
DATE: 06/01/04	SCALE: NTS	SHEET:																									
A ORIGINAL DRAFT	06/01/04	JRK	2 of 3																								
REV	DESCRIPTION	DATE	INT																								