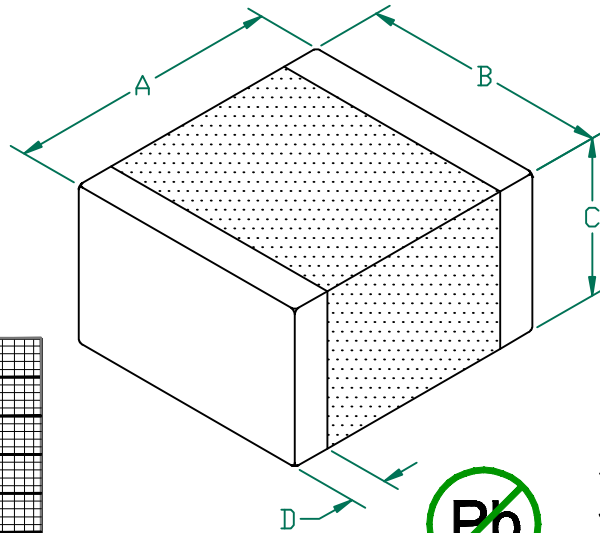


HI2220Q401R-10

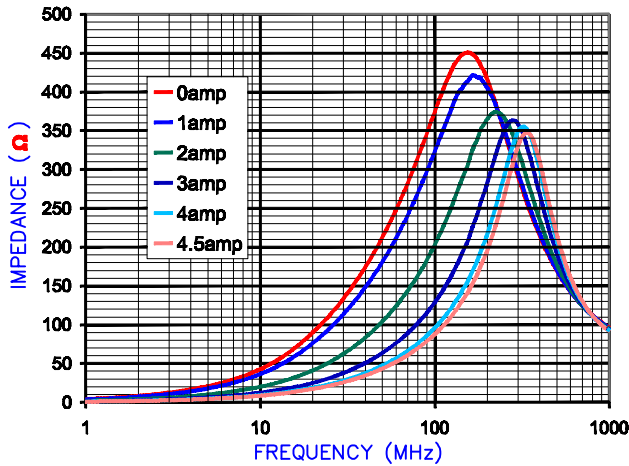
PHYSICAL DIMENSIONS:

A	5.59 [.220]	+ 0.51 [.020]
B	5.08 [.200]	+ 0.25 [.010]
C	3.20 [.126]	+ 0.25 [.010]
D	0.76 [.030]	+ 0.25 [.010]

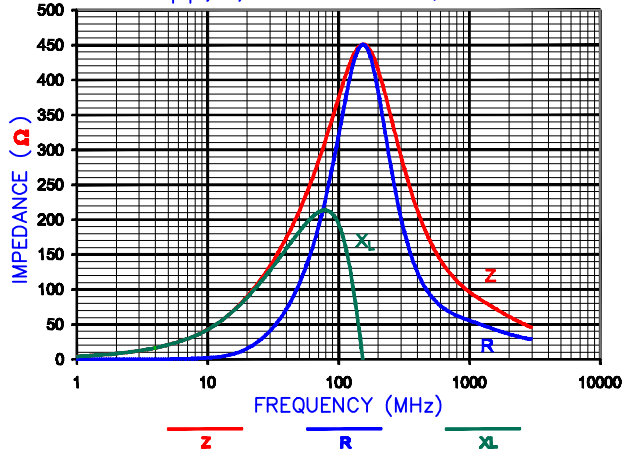


ELECTRICAL CHARACTERISTICS:			
Z @ 100MHz (Ω)	DCR (Ω)	Rated Current	
Nominal	400		
Minimum	300		
Maximum	500	0.030	4500 mA

Z vs. FREQUENCY
IMPEDANCE UNDER DC BIAS



|Z|, R, AND XL vs. FREQUENCY

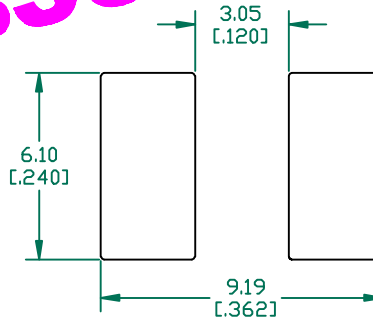


NOTES: UNLESS OTHERWISE SPECIFIED

1. TAPED AND REELED per CURRENT EIA SPECIFICATIONS 13" REELS, 2,000 PCS/REEL.
2. TERMINATION FINISH IS 100% TIN.
3. COMPONENTS SHOULD BE ADEQUATELY PREHEATED BEFORE SOLDERING.

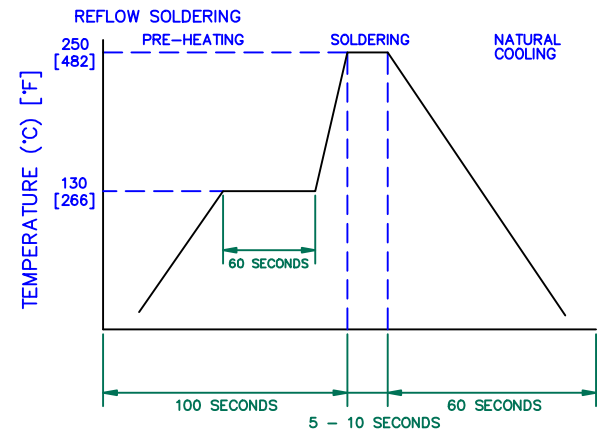
OBsolete

LAND PATTERN FOR SOLDERING



(For wave soldering, add 0.762 [0.030] to this dimension)

RECOMMENDED SOLDERING CONDITIONS



DIMENSIONS ARE IN mm [INCHES].

THIS DOCUMENT CONTAINS INFORMATION WHICH IS PROPRIETARY AND CONFIDENTIAL TO STEWARD. NO PRODUCTION OR PUBLICATION OF THIS DOCUMENT IN WHOLE OR IN PART SHALL BE MADE WITHOUT WRITTEN AUTHORIZATION FROM STEWARD.

Steward

PROJECT/PART NUMBER: HI2220Q401R-10	REV A	PART TYPE: CO-FIRE	DRAWN BY: TMB
DATE: 04/03/04	SCALE: NTS	SHEET: 2 of 2	
REV A	DESCRIPTION ORIGINAL DRAFT	DATE 04/03/04	INT TMB