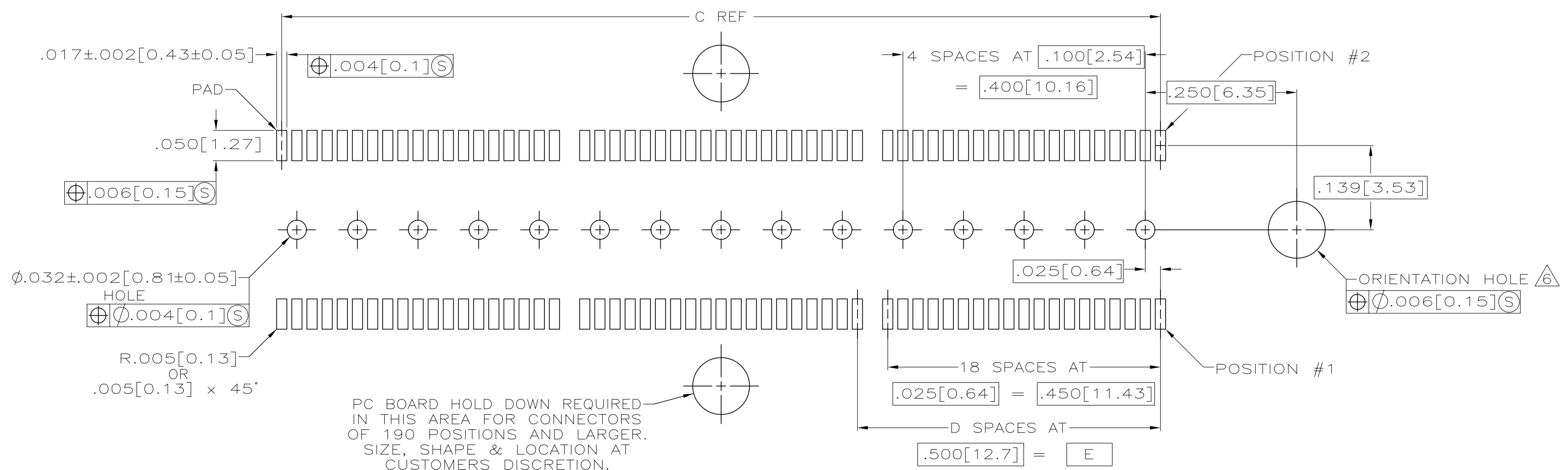
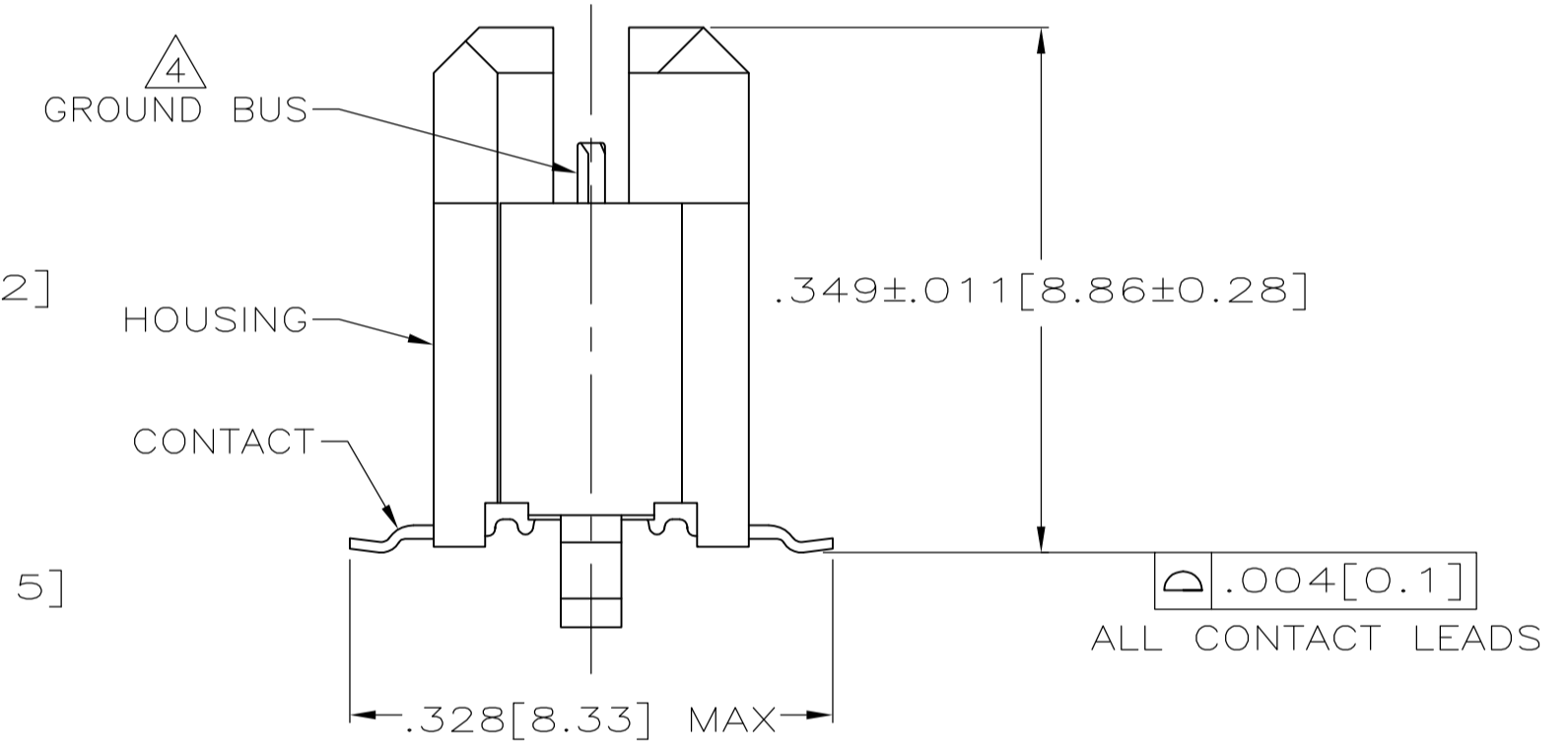
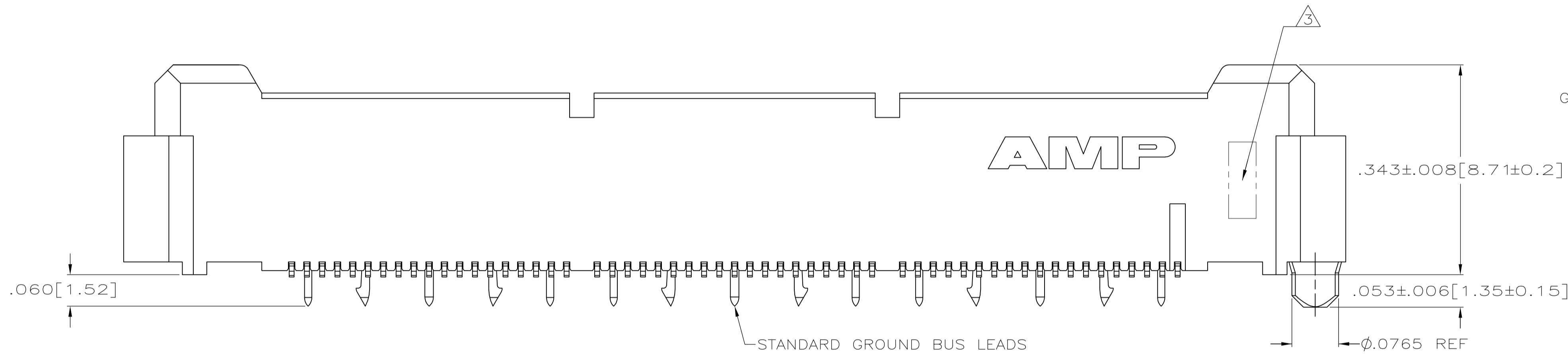


- ① HOUSING: LIQUID CRYSTAL POLYMER, COLOR BLACK. CONTACTS: HIGH RELIABILITY COPPER ALLOY. GROUND BUSES: BRASS.
- ② CONTACTS & GROUND BUSES: NICKEL UNDERPLATE ALL OVER, MATING SURFACE PLATED TO MEET LEVEL 1 PERFORMANCE REQUIREMENTS OF TE PRODUCT SPECIFICATION 108-1422, SOLDER TAILS PLATED MATTE TIN.
- ③ DATE CODE MARKED IN AREA INDICATED ON SAME SIDE AS POSITION #1.
- ④ ONE GROUND BUS WITH 5 TAILS PER EACH MODULE.
- ⑤ TOLERANCE NON-ACCUMULATIVE.
- ⑥ FOR STANDARD APPLICATIONS, ORIENTATION HOLE TO BE  $\phi .094 \pm .002 [2.39 \pm 0.05]$ . FOR SLIP-FIT APPLICATIONS, ORIENTATION HOLE TO BE  $\phi .079 \pm .001 [2.00 \pm 0.03]$ .



3.000 [76.2]	6	3.450 [87.63]	3.898 [99]	4.000 [101.6]	266	5767139-7
2.500 [63.5]	5	2.950 [74.93]	3.398 [86.31]	3.500 [88.9]	228	5767139-6
2.000 [50.8]	4	2.450 [62.23]	2.898 [73.61]	3.000 [76.2]	190	5767139-5
1.500 [38.1]	3	1.950 [49.53]	2.398 [60.91]	2.500 [63.5]	152	5767139-4
1.000 [25.4]	2	1.450 [36.83]	1.898 [48.21]	2.000 [50.8]	114	5767139-3
.500 [12.7]	1	.950 [24.13]	1.398 [35.51]	1.500 [38.1]	76	5767139-2
.000 [0]	0	.450 [11.43]	.898 [22.81]	1.000 [25.4]	38	5767139-1
E	D	C	B	A	NO OF POS	PART NUMBER

RECOMMENDED PC BOARD LAYOUT (VIEWED FROM CONNECTOR SIDE)

THIS DRAWING IS A CONTROLLED DOCUMENT.

DIMENSIONS: INCHES	TOLERANCES UNLESS OTHERWISE SPECIFIED:	0 PLC ± -	1 PLC ± -	2 PLC ± -	3 PLC ± -	4 PLC ± -	ANGLES ± -
		± .005 [0.13]	± -	± -	± -	± -	± -

BIN: G. ATTADIA 28 OCT 04  
 CHK: D. DIXON 28 OCT 04  
 APVD: D. DIXON 28 OCT 04  
 NAME: PLUG ASSEMBLY, .354 [9.00] VERTICAL, .025 [0.64] CL, GULL WING LEADS, MICTOR  
 PRODUCT SPEC: 108-1422  
 APPLICATION SPEC: 114-11004  
 WEIGHT: -  
 SIZE: A1  
 CAGE CODE: 00779  
 DRAWING NO: 5767139  
 RESTRICTED TO: -  
 CUSTOMER DRAWING: -  
 SCALE: 8:1  
 SHEET: 1 OF 1  
 REV: B