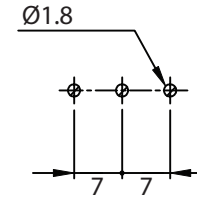
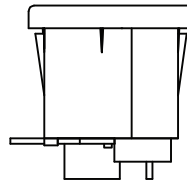
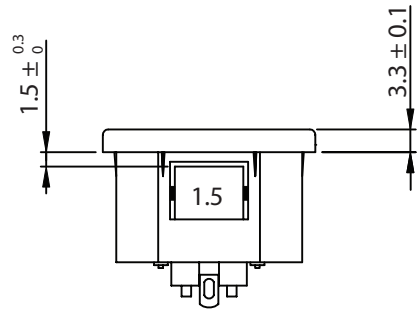
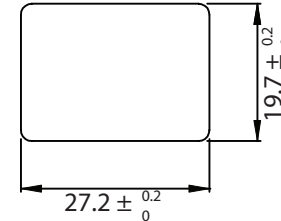
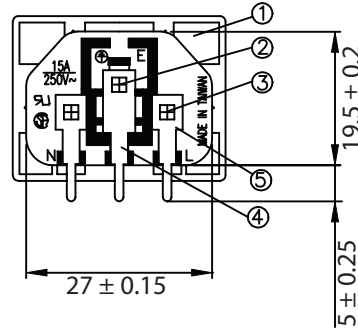
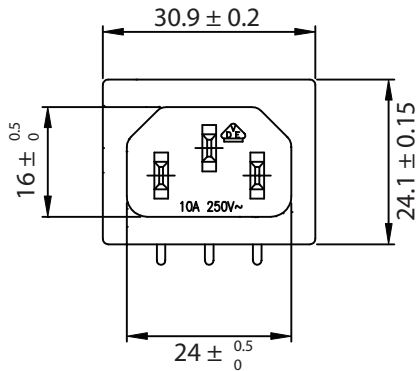


THESE DRAWINGS ARE THE PROPERTY OF QUALTEK ELECTRONICS AND NOT TO BE REPRODUCED FOR OR COMMUNICATED TO A THIRD PARTY WITHOUT THE EXPRESS WRITTEN PERMISSION OF AN OFFICER OF QUALTEK ELECTRONICS.

REVISION			
REV.	DESCRIPTION	DATE	APPROVED
B	RoHS Compliancy	06-01-06	DP
C	Updated Approvals	07-18-08	DP



P.C.B. LAYOUT



PANEL CUTOUT

CONTROLLED

NOTES:

RATING:

UL,CSA: 15A 250V AC
 VDE: 10A 250V AC
 APPROVALS: UL,CSA,VDE,CCC
 PANEL THICKNESS: 1.5mm
 RoHS COMPLIANT

5	Soldering PIN Bronze Strip t=0.8mm Tin-Plated	2
4	Soldering PIN Bronze Strip t=0.8mm Tin-Plated	1
3	Contact PIN Bronze Strip t=2mm Ni-Plated	2
2	Contact PIN Bronze Strip t=2mm Ni-Plated	1
1	Body Insulator PC 940 OR PBT 4130 Black Color	1

Dim range (mm)	Tolerance +/- (mm)	Qualtek Electronics Corp. PPC DIVISION		
		Part Number:	701W-15/06	RoHS Compliant
0-1	0.15	Description: AC RECEPTACLE		
1-6	0.20			
6-18	0.30			
18-50	0.50			
50-120	0.70	Drawn / Date	UNIT: mm	REV. C
120-250	0.90	Checked / Date		Approved / Date
250-500	1.20	S.TSAI 03-30-01	03-30-01	JJH / 03-30-01