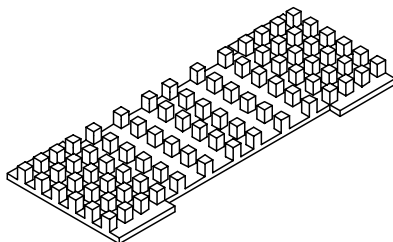


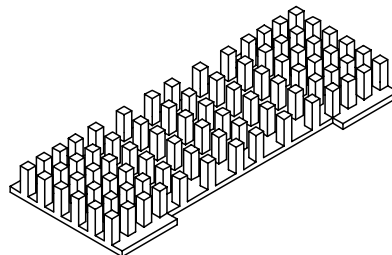
20 19 18 17 16 15 14 13 12 11 74736 9 8 7 6 5 4 3 2 1

PCI HEIGHT



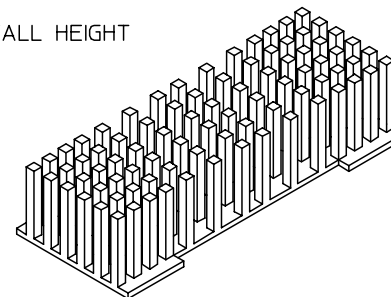
PART NUMBER - 747360240
 DIMENSION A - 4.20mm
 POWER LEVEL - UP TO 1.5W
 THERMAL RESISTANCE @ 200 LFM - <18.0 C/W

SAN HEIGHT

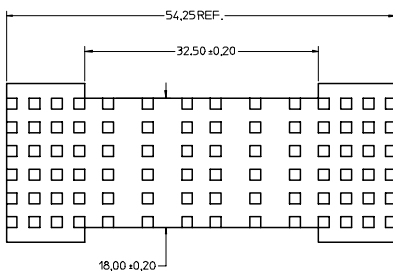


PART NUMBER - 747360241
 DIMENSION A - 6.50mm
 POWER LEVEL - UP TO 2.5W
 THERMAL RESISTANCE @ 200 LFM - <11.5 C/W

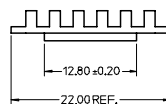
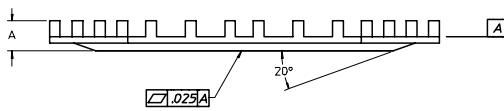
TALL HEIGHT



PART NUMBER - 747360242
 DIMENSION A - 13.5mm
 POWER LEVEL - UP TO 3.5W
 THERMAL RESISTANCE @ 200 LFM - <8.0 C/W



MATERIAL: ALUMINUM
 FINISH: BLACK ANODIZE
 CONFORMS TO XFP MSA REVISION 4.0
 CUSTOM DESIGNS AVAILABLE



EC NO: USY2004-0059 DRW:KLLLOYD_2004/09/13 CHKD:BRUSSELL_2004/09/13 APPR:KLLLOYD_2004/09/13	QUALITY SYMBOLS	GENERAL TOLERANCES (UNLESS SPECIFIED)		SCALE 3:1	DESIGN UNITS METRIC	THIRD ANGLE PROJECTION	REVISE ON CAD ONLY
	-0.0 0.0	4 PLACES	± 0.05	± 0.002	DIMENSION STYLE MM ONLY		TITLE XFP CAGE, PIN FIN HEAT SINKS
		3 PLACES	± 0.05	± 0.002	DRAWN BY KLLLOYD	DATE 2004/06/11	
		2 PLACES	± 0.13	± 0.002	CHECKED BY BRUSSELL	DATE 2004/08/05	
	1 PLACE	± 0.25	± 0.002	APPROVED BY BRUSSELL	DATE 2004/08/05	MATERIAL NO. SEE DRAWING	DOCUMENT NO. SD-74736-240
	ANGULAR ± 2°		DRAFT WHERE APPLICABLE MUST REMAIN WITHIN DIMENSIONS		SHEET NO. 1 OF 1		
THIS DRAWING CONTAINS INFORMATION THAT IS PROPRIETARY TO MOLEX INCORPORATED AND SHOULD NOT BE USED WITHOUT WRITTEN PERMISSION							

19 18 17 16 15 14 13 12 11 10 9 8 7 6 5 4 3 2 1