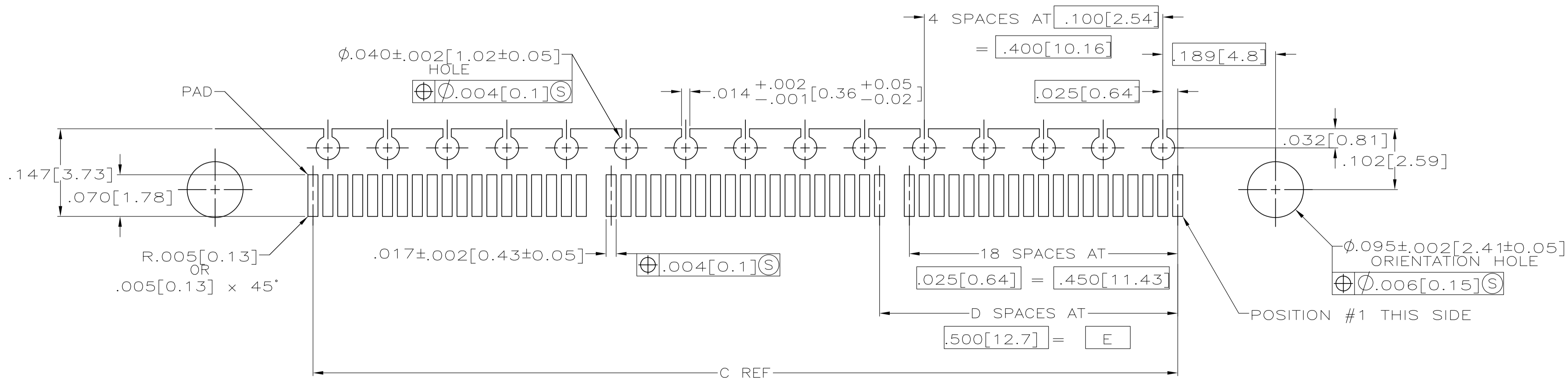
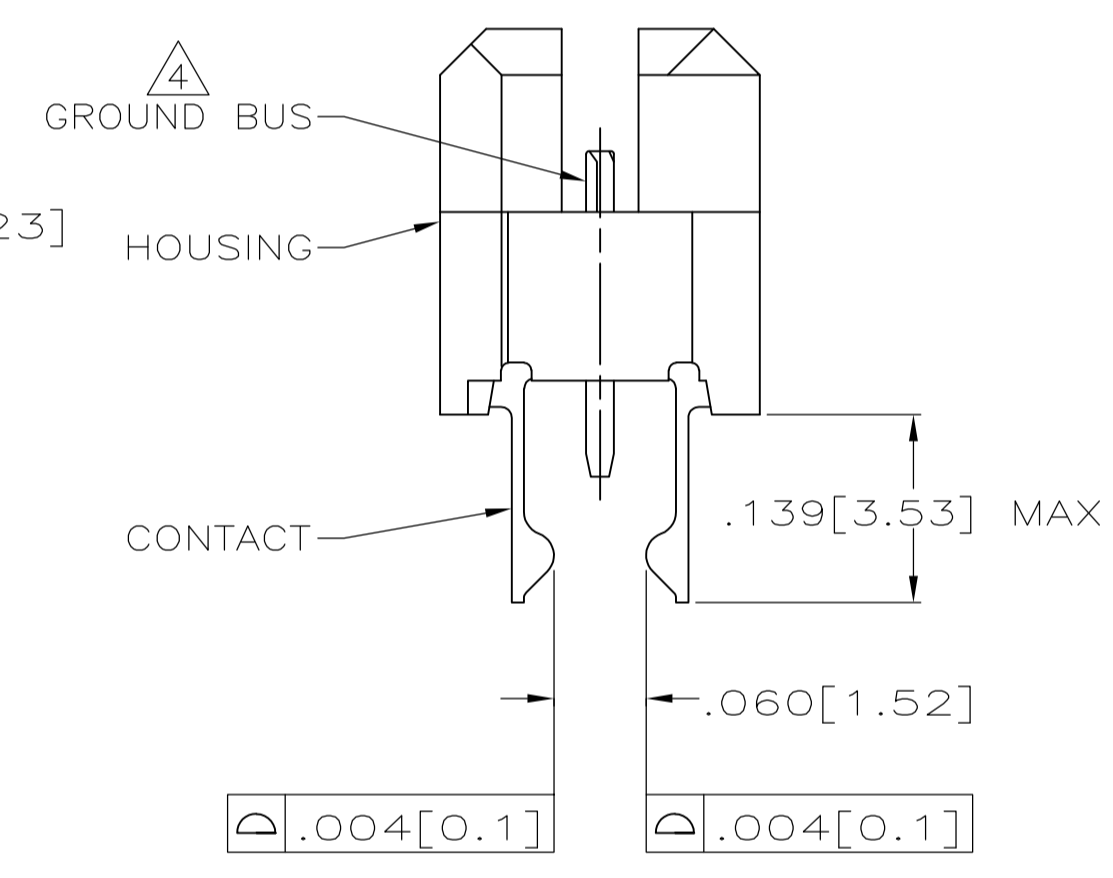
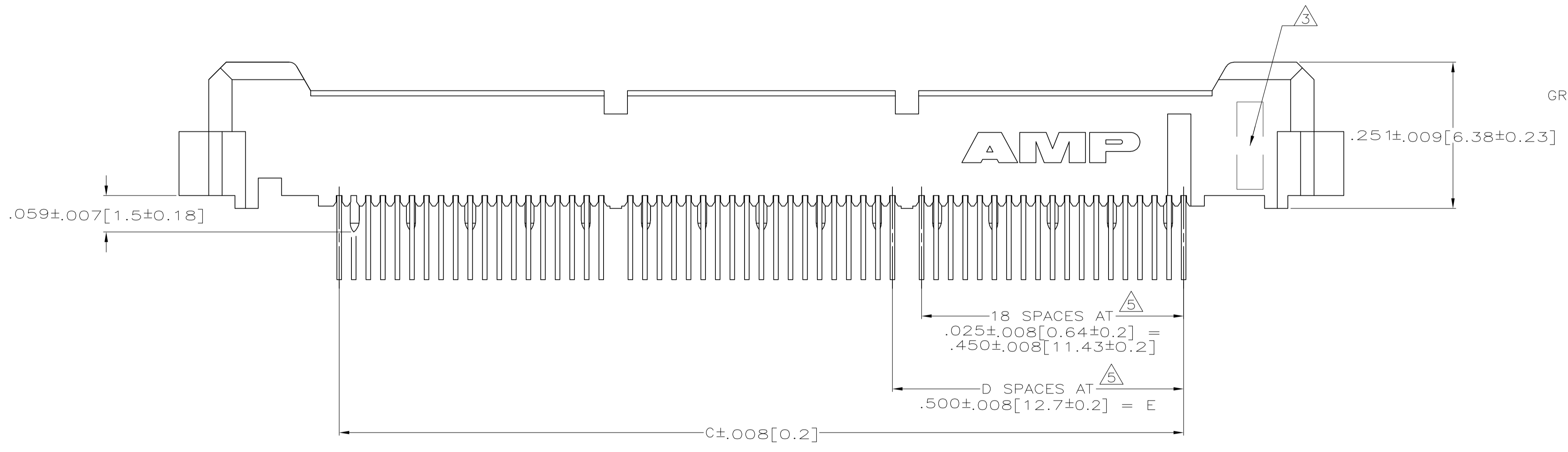


- 1 HOUSING: LIQUID CRYSTAL POLYMER, COLOR BLACK.  
CONTACTS: HIGH RELIABILITY COPPER ALLOY.  
GROUND BUSES: PHOSPOR BRONZE ALLOY, UNS C51100.
- 2 CONTACTS & GROUND BUSES: NICKEL UNDERPLATE ALL OVER, MATING SURFACE PLATED TO MEET LEVEL 1 PERFORMANCE REQUIREMENTS OF TE PRODUCT SPECIFICATION 108-1422, SOLDER TAILS PLATED TIN-LEAD.
- 3 DATE CODE MARKED IN AREA INDICATED ON SAME SIDE AS POSITION #1.
- 4 ONE GROUND BUS WITH 5 TAILS PER EACH MODULE.
- 5 TOLERANCE NON-ACCUMULATIVE.



RECOMMENDED PC BOARD LAYOUT  
(MIRROR IMAGE ON OPPOSITE SIDE)

3.000 [76.2]	6	3.450 [87.63]	3.898 [99]	4.000 [101.6]	266	767006-7
2.500 [63.5]	5	2.950 [74.93]	3.398 [86.31]	3.500 [88.9]	228	767006-6
2.000 [50.8]	4	2.450 [62.23]	2.898 [73.61]	3.000 [76.2]	190	767006-5
1.500 [38.1]	3	1.950 [49.53]	2.398 [60.91]	2.500 [63.5]	152	767006-4
1.000 [25.4]	2	1.450 [36.83]	1.898 [48.21]	2.000 [50.8]	114	767006-3
.500 [12.7]	1	.950 [24.13]	1.398 [35.51]	1.500 [38.1]	76	767006-2
.000 [0]	0	.450 [11.43]	.898 [22.81]	1.000 [25.4]	38	767006-1
E	D	C	B	A	NO OF POS	PART NUMBER

THIS DRAWING IS A CONTROLLED DOCUMENT.		DIN J.GERACE 18NOV97	Tyco Electronics Corporation Harrisburg, PA 17105-3608
DIMENSIONS: INCHES		CIK S.STRICKLER 18NOV97	
TOLERANCES UNLESS OTHERWISE SPECIFIED:		APVD A.MONK 18NOV97	PLUG ASSEMBLY, RIGHT ANGLE, .025[0.64] CENTER LINE, .062[1.57] PCB, MICTOR
0 PLC ± -		NAME	
1 PLC ± -		PRODUCT SPEC	108-1422
2 PLC ± -		APPLICATION SPEC	114-13088
3 PLC ± .005(0.13)		SIZE	A1
4 PLC ± -		WEIGHT	00779
ANGLES ± -		CAGE CODE	767006
MATERIAL	FINISH	RESTRICTED TO	
CUSTOMER DRAWING		SCALE	8:1
		SHEET	1 of 1
		REV	Z