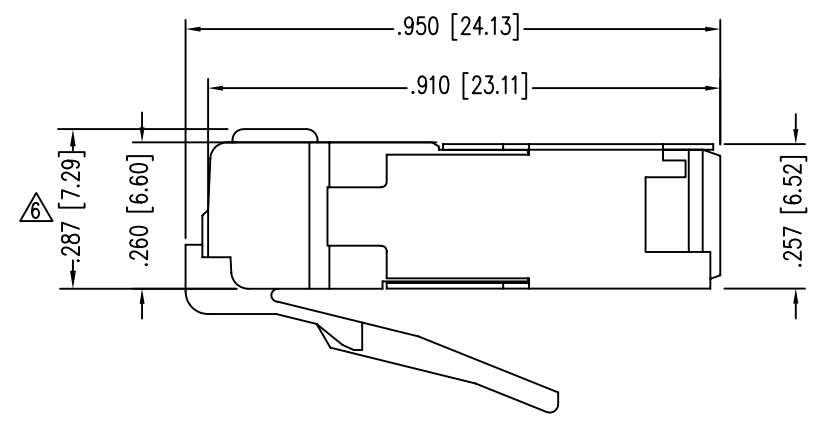
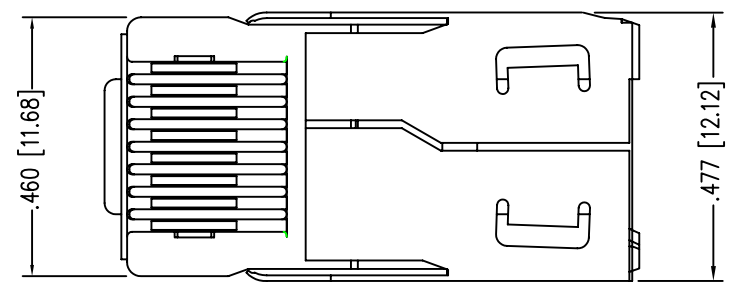


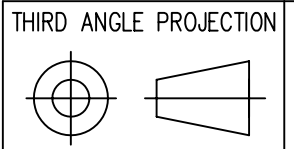
DATE	REV	ECN	APP'D. BY
1/30/06	B1	7462	JM



NOTES:

- 1- PLUG KIT CONSISTS OF :
PRE-INSERTED PLUG HOUSING & SHIELD
LOAD BAR
FERRULE
- 2- MATERIALS :
FRONT HOUSING PLASTIC : CLEAR POLYCARBONATE, UL 94-V0
SHIELD : TIN PLATED BRASS
LOAD BAR : CLEAR POLYCARBONATE, UL 94-V0
CONTACTS : PHOSPHOR BRONZE, SELECTIVE GOLD PLATING
FERRULE : TIN PLATED BRASS
- 3- CONTACTS TERMINATE STRANDED & SOLID CONDUCTORS UP TO .037 [0.94] OUTSIDE DIAMETER OF INSULATION.
- 4- FOR PRODUCT SPECIFICATION SEE PR026-01.
- 5- TOLERANCES COMPLY WITH F.C.C. DIMENSION REQUIREMENTS.
- ⚠ TERMINATED PLUG HEIGHT: .237 [6.02] ±.005 [0.13]

BULK	50 MICRO-INCHES [1.27um]	940-SP-360808-A217
PACKAGE	CONTACT PLATING IN MATING AREA	PART NUMBER



Bel Stewart Connector

11118 Susquehanna Trail South
Glen Rock, PA 17327-9199
(717) 235-7512 Fax: (717) 235-7954 <http://www.stewartconnector.com>

THIRD ANGLE PROJECTION
DO NOT SCALE DRAWING
DRAWING IS SUBJECT TO CHANGE WITHOUT NOTICE


TITLE: 8 X 8 SHIELDED PLUG

DIMENSIONS: INCHES [METRIC]
UNLESS OTHERWISE SPECIFIED
TOLERANCES ARE ±.005 [0.13]
ANGLES ARE ± 1°

THIS DRAWING AND THE SUBJECT MATTER SHOWN THEREON ARE CONFIDENTIAL AND THE PROPRIETARY PROPERTY OF BEL STEWART CONNECTOR AND SHALL NOT BE REPRODUCED, COPIED, OR USED IN ANY MANNER WITHOUT PRIOR WRITTEN CONSENT OF BEL STEWART CONNECTOR. THE SUBJECT MATTER MAY BE PATENTED OR A PATENT MAY BE PENDING.

DRN BY: JAF	DATE 5-5-03
APPD BY: JM	DATE 5-5-03
DWG NO. CT360136	REV. B1

SHEET NO. 1 OF 1



B

B

A

A

REV. 7/3/03