



Micro Commercial Components

Micro Commercial Components
20736 Marilla Street Chatsworth
CA 91311
Phone: (818) 701-4933
Fax: (818) 701-4939

BC807-16
BC807-25
BC807-40

Features

- Capable of 0.3Watts of Power Dissipation.
- Collector-current 0.5A
- Collector-base Voltage 50V
- Operating and storage junction temperature range: -55°C to +150°C
- Case Material: Molded Plastic. UL Flammability Classification Rating 94V-0 and MSL Rating 1

PNP Silicon
General Purpose
Transistors

Mechanical Data

- Case: SOT-23 Molded Plastic
- Terminals: Solderable per MIL-STD-202, Method 208
- Weight: 0.008 grams (approx.)
- Device Marking: BC807-16 5A1
BC807-25 5B
BC807-40 5C

Electrical Characteristics @ 25°C Unless Otherwise Specified

Symbol	Parameter	Min	Max	Units
--------	-----------	-----	-----	-------

OFF CHARACTERISTICS

$V_{(BR)CEO}$	Collector-Emitter Breakdown Voltage ($I_C=10\text{mAdc}$, $I_B=0$)	45	---	Vdc
$V_{(BR)CBO}$	Collector-Base Breakdown Voltage ($I_C=10\text{uAdc}$, $I_E=0$)	50	---	Vdc
$V_{(BR)EBO}$	Collector-Emitter Breakdown Voltage ($I_E=1.0\text{uAdc}$, $I_C=0$)	5.0	---	Vdc
I_{CBO}	Collector Cutoff Current ($V_{CB}=45\text{Vdc}$, $I_E=0$)	---	0.1	μAdc
I_{CEO}	Collector Cutoff Current ($V_{CE}=40\text{Vdc}$, $I_E=0$)	---	0.2	μAdc
I_{EBO}	Emitter Cutoff Current ($V_{EB}=4.0\text{Vdc}$, $I_C=0$)	---	0.1	μAdc

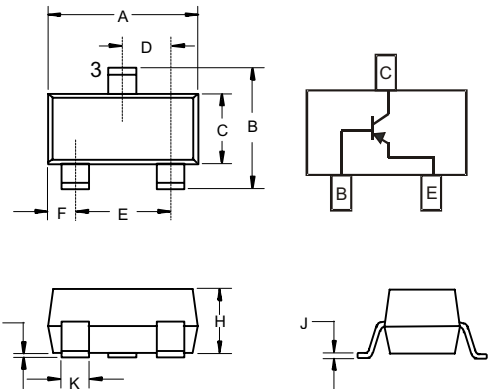
ON CHARACTERISTICS

$h_{FE(1)}$	DC Current Gain ($I_C=100\text{mAdc}$, $V_{CE}=1.0\text{Vdc}$) BC807-16 BC807-25 BC807-40	100 160 250	250 400 600	---
$h_{FE(2)}$	DC Current Gain ($I_C=500\text{mAdc}$, $V_{CE}=1.0\text{Vdc}$)	40	---	---
$V_{CE(sat)}$	Collector-Emitter Saturation Voltage ($I_C=500\text{mAdc}$, $I_B=50\text{mAdc}$)	---	0.7	Vdc
$V_{BE(sat)}$	Base-Emitter Saturation Voltage ($I_C=500\text{mAdc}$, $I_B=50\text{mAdc}$)	---	1.2	Vdc

SMALL SIGNAL CHARACTERISTICS

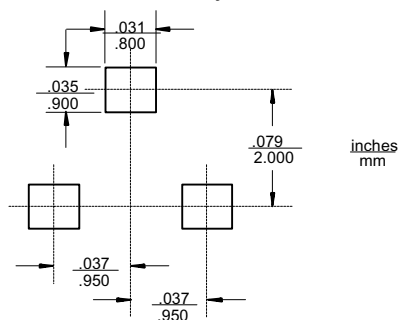
f_T	Current-Gain-Bandwidth Product ($V_{CE}=5.0\text{V}$, $f=100\text{MHz}$, $I_C=10\text{mA}$)	100	---	MHz
-------	--	-----	-----	-----

SOT-23



DIM	INCHES		MM		NOTE
	MIN	MAX	MIN	MAX	
A	.110	.120	2.80	3.04	
B	.083	.098	2.10	2.64	
C	.047	.055	1.20	1.40	
D	.035	.041	.89	1.03	
E	.070	.081	1.78	2.05	
F	.018	.024	.45	.60	
G	.0005	.0039	.013	.100	
H	.035	.044	.89	1.12	
J	.003	.007	.085	.180	
K	.015	.020	.37	.51	

Suggested Solder Pad Layout



BC807-16 thru BC807-40

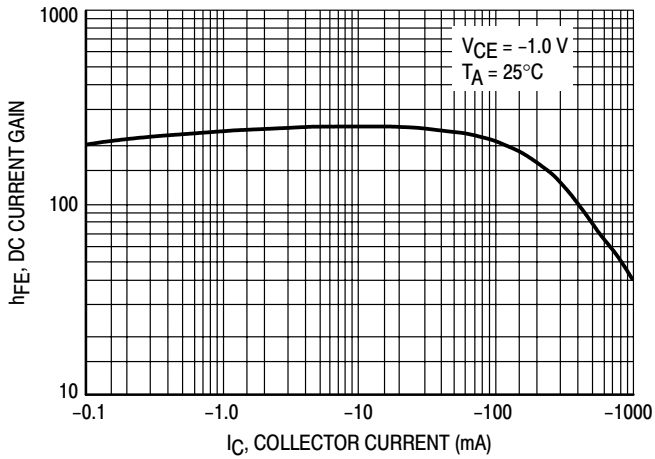


Figure 1. DC Current Gain

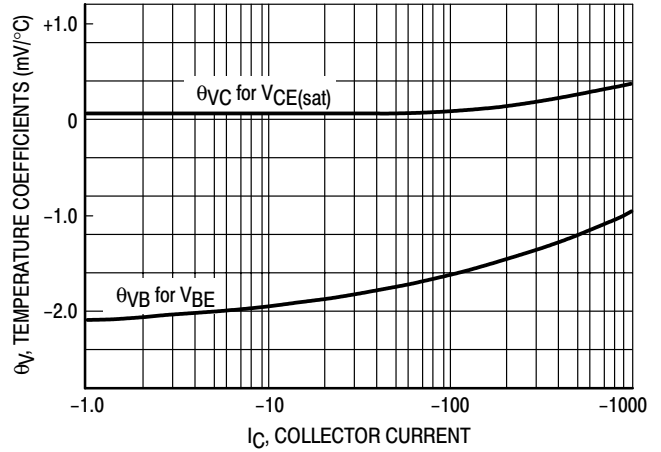


Figure 4. Temperature Coefficients

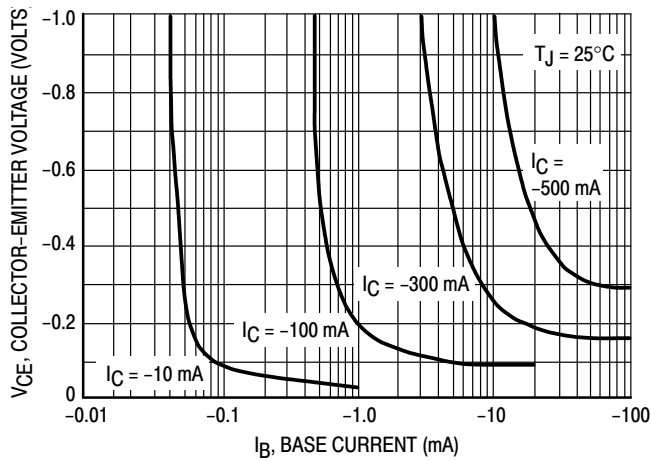


Figure 2. Saturation Region

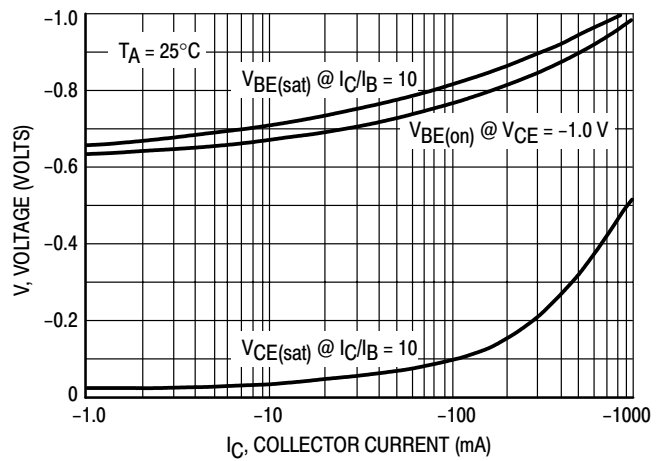


Figure 3. "On" Voltages



Micro Commercial Components

Ordering Information

Device	Packing
(Part Number)-TP	Tape&Reel;3Kpcs/Reel

IMPORTANT NOTICE

Micro Commercial Components Corp. reserves the right to make changes without further notice to any product herein to make corrections, modifications, enhancements, improvements, or other changes. *Micro Commercial Components Corp.* does not assume any liability arising out of the application or use of any product described herein; neither does it convey any license under its patent rights, nor the rights of others. The user of products in such applications shall assume all risks of such use and will agree to hold *Micro Commercial Components Corp.* and all the companies whose products are represented on our website, harmless against all damages.

APPLICATIONS DISCLAIMER

Products offer by *Micro Commercial Components Corp.* are not intended for use in Medical, Aerospace or Military Applications.