

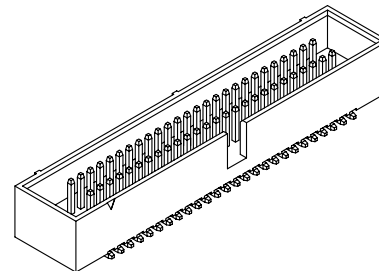
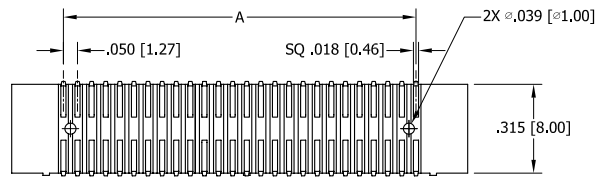
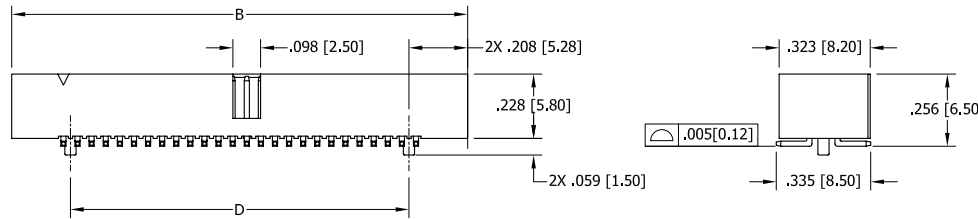
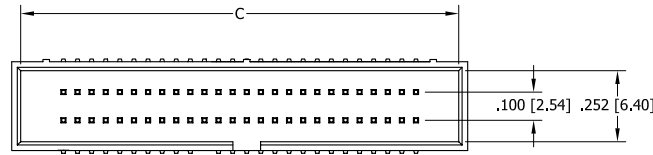
# PART NUMBER CODING

SBH41 - NBPB - D - - SP - -

**NUMBER OF POSITIONS**  
(CONTACTS PER ROW)

**TERMINATION**  
SURFACE MOUNT W/ PEGS

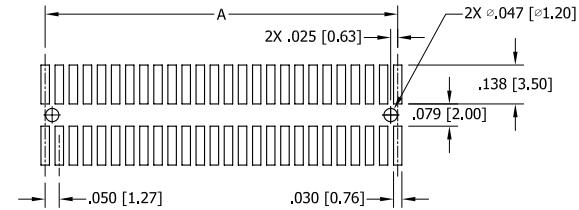
**COLOR**  
BK = BLACK  
YE = YELLOW  
RE = RED  
BL = BLUE  
GR = GREEN  
GY = GREY  
WH = WHITE  
OR = ORANGE



## NOTES:

- INSULATOR MATERIAL: NYLON 6T.
- CONTACT MATERIAL: BRASS.
- PLATING: GOLD FLASH OVERALL.
- OPERATING TEMPERATURE: -40°C ~ 85°C.
- PROCESSING TEMP: 230°C FOR 60 SECONDS MAX.  
(260°C, 10 SEC.)
- UL FLAMMABILITY RATING: 94V-0.
- VOLTAGE RATING: 20m OHMS MAX.
- CURRENT RATING: 1 AMP PER CONTACT.
- VOLTAGE DROP: AC 500 V.
- INSULATION RESISTANCE: 1000 MEGA OHMS.

REVISIONS				
REV.	ECO. NO	DESCRIPTION	DATE	BY
A	1682	INITIAL RELEASE	6/4/2008	VJ
B	1852	UPDATE NOTE 3 & TOLERANCE BLOCK	11/17/2008	JH



RECOMMENDED PCB LAYOUT

PART NUMBER	POSITIONS/ CONTACTS	A		B		C		D	
		INCH	MM	INCH	MM	INCH	MM	INCH	MM
SBH41-NBPB-D05-SP	5/10	0.200	5.08	0.566	14.38	0.503	12.78	0.123	3.12
SBH41-NBPB-D06-SP	6/12	0.250	6.35	0.616	15.65	0.553	14.05	0.173	4.39
SBH41-NBPB-D07-SP	7/14	0.300	7.62	0.666	16.92	0.603	15.32	0.223	5.66
SBH41-NBPB-D08-SP	8/16	0.350	8.89	0.716	18.19	0.653	16.59	0.273	6.93
SBH41-NBPB-D09-SP	9/18	0.400	10.16	0.766	19.46	0.703	17.86	0.323	8.20
SBH41-NBPB-D10-SP	10/20	0.450	11.43	0.816	20.73	0.753	19.13	0.373	9.47
SBH41-NBPB-D11-SP	11/22	0.500	12.70	0.866	22.00	0.803	20.40	0.423	10.74
SBH41-NBPB-D12-SP	12/24	0.550	13.97	0.916	23.27	0.853	21.67	0.473	12.01
SBH41-NBPB-D13-SP	13/26	0.600	15.24	0.966	24.54	0.903	22.94	0.523	13.28
SBH41-NBPB-D14-SP	14/28	0.650	16.51	1.016	25.81	0.953	24.21	0.573	14.55
SBH41-NBPB-D15-SP	15/30	0.700	17.78	1.066	27.08	1.003	25.48	0.623	15.82
SBH41-NBPB-D16-SP	16/32	0.750	19.05	1.116	28.35	1.053	26.75	0.673	17.09
SBH41-NBPB-D17-SP	17/34	0.800	20.32	1.166	29.62	1.103	28.02	0.723	18.36
SBH41-NBPB-D18-SP	18/36	0.850	21.59	1.216	30.89	1.153	29.29	0.773	19.63
SBH41-NBPB-D19-SP	19/38	0.900	22.86	1.266	32.16	1.203	30.56	0.823	20.90
SBH41-NBPB-D20-SP	20/40	0.950	24.13	1.316	33.43	1.253	31.83	0.873	22.17
SBH41-NBPB-D21-SP	21/42	1.000	25.40	1.366	34.70	1.303	33.10	0.923	23.44
SBH41-NBPB-D22-SP	22/44	1.050	26.67	1.416	35.97	1.353	34.37	0.973	24.71
SBH41-NBPB-D23-SP	23/46	1.100	27.94	1.466	37.24	1.403	35.64	1.023	25.98
SBH41-NBPB-D24-SP	24/48	1.150	29.21	1.516	38.51	1.453	36.91	1.073	27.25
SBH41-NBPB-D25-SP	25/50	1.200	30.48	1.566	39.78	1.503	38.18	1.123	28.52
SBH41-NBPB-D26-SP	26/52	1.250	31.75	1.616	41.05	1.553	39.45	1.173	29.79
SBH41-NBPB-D27-SP	27/54	1.300	33.02	1.666	42.32	1.603	40.72	1.223	31.06
SBH41-NBPB-D28-SP	28/56	1.350	34.29	1.716	43.59	1.653	41.99	1.273	32.33
SBH41-NBPB-D29-SP	29/58	1.400	35.56	1.766	44.86	1.703	43.26	1.323	33.60
SBH41-NBPB-D30-SP	30/60	1.450	36.83	1.816	46.13	1.753	44.53	1.373	34.87
SBH41-NBPB-D41-SP	31/62	1.500	38.10	1.866	47.40	1.803	45.80	1.423	36.14
SBH41-NBPB-D32-SP	32/64	1.550	39.37	1.916	48.67	1.853	47.07	1.473	37.41
SBH41-NBPB-D33-SP	33/66	1.600	40.64	1.966	49.94	1.903	48.34	1.523	38.68
SBH41-NBPB-D34-SP	34/68	1.650	41.91	2.016	51.21	1.953	49.61	1.573	39.95
SBH41-NBPB-D35-SP	35/70	1.700	43.18	2.066	52.48	2.003	50.88	1.623	41.22
SBH41-NBPB-D36-SP	36/72	1.750	44.45	2.116	53.75	2.053	52.15	1.673	42.49
SBH41-NBPB-D37-SP	37/74	1.800	45.72	2.166	55.02	2.103	53.42	1.723	43.76
SBH41-NBPB-D38-SP	38/76	1.850	46.99	2.216	56.29	2.153	54.69	1.773	45.03
SBH41-NBPB-D39-SP	39/78	1.900	48.26	2.266	57.56	2.203	55.96	1.823	46.30
SBH41-NBPB-D40-SP	40/80	1.950	49.53	2.316	58.83	2.253	57.23	1.873	47.57



RoHS COMPLIANT

UNLESS OTHERWISE SPECIFIED:  
DIMENSIONS ARE IN INCHES[MM]  
TOLERANCES:  
ANGULAR: ± 1°  
.XX = ±.012 [0.30]  
.XXX = ±.008 [0.20]  
.XXXX = ±.004 [0.10]  
PARENTHEetical INFORMATION IS FOR REFERENCE ONLY  
INTERPRET DIMENSIONS AND GEOMETRIC TOLERANCING PER: ANSI Y14.5-1984

DRAWN	DATE	NAME
V. JARA	6/4/2008	

THE INFORMATION HEREIN CONTAINS PROPRIETARY INFORMATION OF SULLINS ELECTRONICS AND IS NOT TO BE REPRODUCED, USED OR DISCLOSED TO OTHERS FOR ANY PURPOSE EXCEPT AS SPECIFICALLY AUTHORIZED IN WRITING BY AN OFFICER OF SULLINS ELECTRONICS.

**SULLINS**  
CONNECTOR SOLUTIONS

DESCRIPTION:  
BOX HEADER, .050[1.27]CC, .100[2.54]RS

PART NUMBER:  
SBH41-NBPB-D-\_-SP-\_-

SIZE DWG. NO. REV  
C 11107 B

SCALE: NONE SHEET 1 OF 1