

(2,54mm) .100"
SLW, CES SERIES

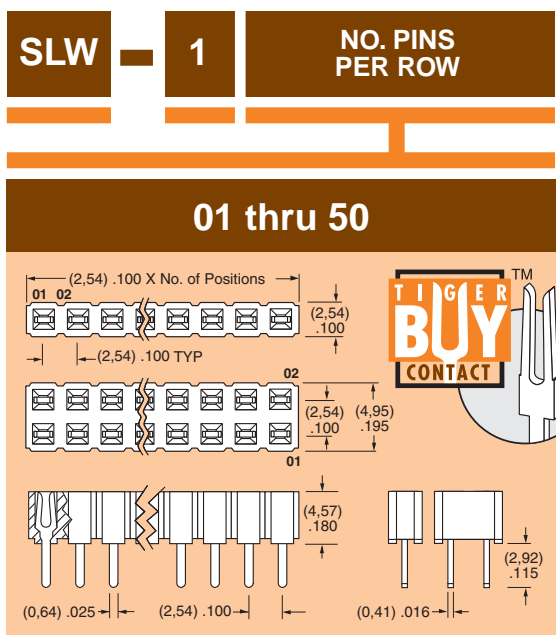
LOW PROFILE SOCKET STRIPS

Mates with:
TLW, TSW, MTLW,
MTSW, EW, ZW

SPECIFICATIONS

For complete specifications see www.samtec.com?SLW

Insulator Material: Black G.F. Polyester
Contact Material: Phosphor Bronze
Plating: Au or Sn over 50µ" (1,27µm) Ni
Operating Temp Range: -55°C to +125°C with Gold
-55°C to +105°C with Tin
Contact Resistance: 10 mΩ max
Insertion Depth: (2,16mm) .085" to (2,92mm) .115"
Insertion Force: (Single contact only) (3,34N) 12oz avg. (0,64mm) .025" SQ pin
Withdrawal Force: (Single contact only) (1,67N) 6 oz avg. (0,64mm) .025" SQ pin
RoHS Compliant: Yes
Lead-Free Solderable: Wave only



Note: Some lengths, styles and options are non-standard, non-returnable.

SLW - **1** **NO. PINS PER ROW** - **01** **PLATING OPTION** - **ROW OPTION**

-L
= 10µ" (0,25µm) Gold contact, Matte Tin on tail

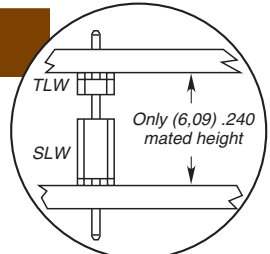
-S
= Single Row

-G
= 20µ" (0,51µm) Gold contact, Gold flash on balance

-D
= Double Row

-T
= Matte Tin

CURRENT RATING	
AMBIENT TEMP	SLW mated with TSW
20°C	7.1A
40°C	6.2A
60°C	5.8A
95°C	3.7A
6 POSITIONS (2x3) POWERED	



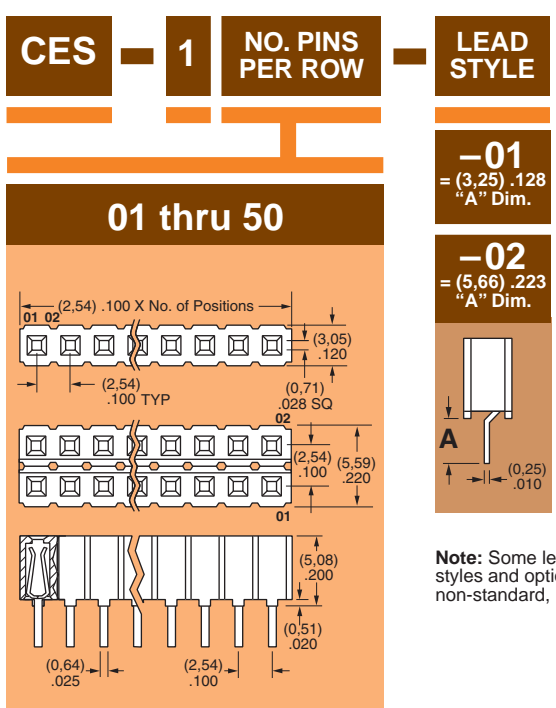
Note: Other Gold plating options available. Contact Samtec.

Mates with:
TLW, TSW, MTLW,
MTSW, EW, ZW, DW

SPECIFICATIONS

For complete specifications see www.samtec.com?CES

Insulator Material: Black G.F. Polyester
Contact Material: Phosphor Bronze
Plating: Au or Sn over 50µ" (1,27µm) Ni
Current Rating: 1A
Operating Temp Range: -55°C to +125°C with Gold
-55°C to +105°C with Tin
Contact Resistance: 10 mΩ max
Insertion Depth: (2,62mm) .103" to (4,06mm) .160"
Insertion Force: (Single contact only) (2,22N) 8 oz avg. (0,64mm) .025" SQ pin
Withdrawal Force: (Single contact only) (1,11N) 4 oz avg. (0,64mm) .025" SQ pin
RoHS Compliant: Yes
Lead-Free Solderable: Wave only



Note: Some lengths, styles and options are non-standard, non-returnable.

CES - **1** **NO. PINS PER ROW** - **LEAD STYLE** - **PLATING OPTION** - **ROW OPTION** - **RA OPTION**

-01
= (3,25) .128 "A" Dim.

-L
= 10µ" (0,25µm) Gold contact, Matte Tin on tail

-S
= Single Row

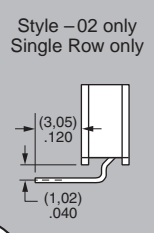
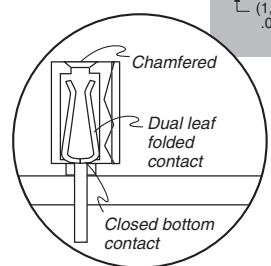
-RA
= Right Angle version

-02
= (5,66) .223 "A" Dim.

-T
= Matte Tin

-D
= Double Row

Note: Other Gold plating options available. Contact Samtec.



Due to technical progress, all designs, specifications and components are subject to change without notice.