

PLOT SCALE: 1=.2

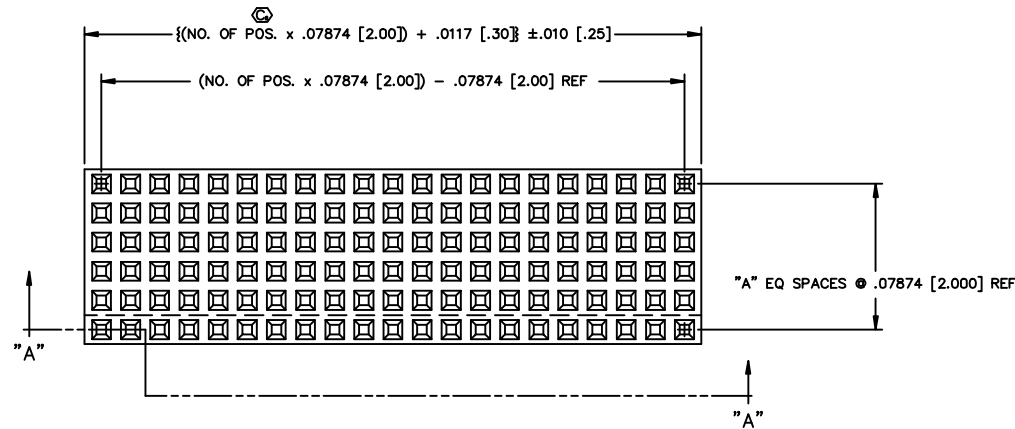
UNLESS OTHERWISE NOTED DIMENSIONS ARE IN INCHES TOLERANCES ARE:
 ONE PLACE DECIMALS ± .1[2.5] THREE PLACE DECIMALS ± .005[.127]
 TWO PLACE DECIMALS ± .01[.25] FOUR PLACE DECIMALS ± .0020[.051] ANGLES ± 2°

TITLE: 2MM SOCKET STRIP ASSEMBLY

DWG NO: SQW-1XX-01-X-X-XXX
 SHEET 1 OF 1

ROW	"A"	NO OF POS
-5	4	-02 THRU -50
-6	5	-02 THRU -50

DO NOT SCALE FROM THIS PRINT



SQW-1XX-01-X-X-XXX

No. OF POSITIONS SEE TABLE (PER ROW)

LEAD STYLE -01

POLARIZATION OPTION -XXX: INDICATES POSITION POLARIZED (USE PK-07, SEE FIG. 2)

ROW SPECIFICATION -5: FIVE ROW (USE SQW-XX-5) -6: 6 ROW (USE SQW-XX-6)

PLATING SPECIFICATION -F: FLASH SELECTIVE GOLD (USE C-97-01-F) -L: LIGHT SELECTIVE GOLD (USE C-97-01-L) -G: GOLD (USE C-97-01-G) -S: SELECTIVE GOLD (USE C-97-01-S) -H: HEAVY GOLD (USE C-97-01-H)

- NOTES:
- CUT FLASH TO BE .015 [.38] MAX.
 - NO CUT FLASH ALLOWED IN THE CONTACT HOLES.
 - CONTACT PUSHOUT FORCE: .5 LB MIN.
 - ⊗ REPRESENTS A CRITICAL DIMENSION.

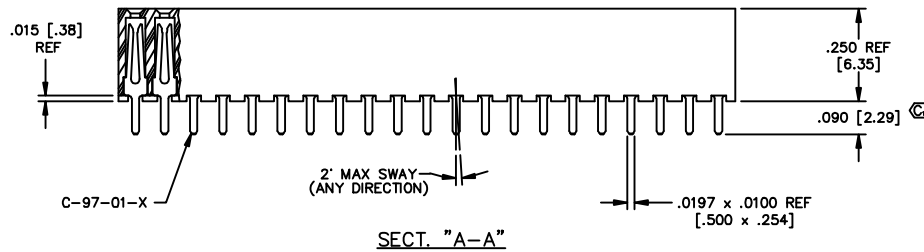
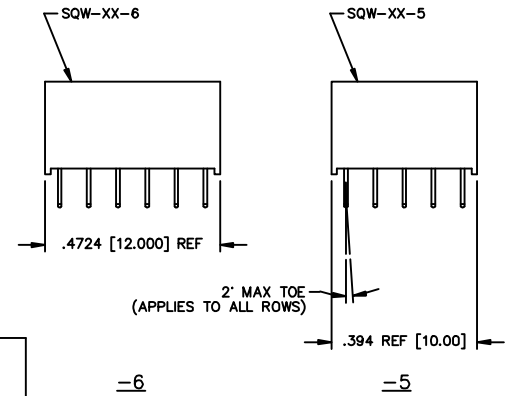


FIG. 1



PACKAGING VIEW

ROW	No OF POS	PKG TUBE	TUBE PLUG
-5	-02-50	PT-YFW-07F-P	TP-29
-6	-02-50	PT-1-24-01-52	TP-13

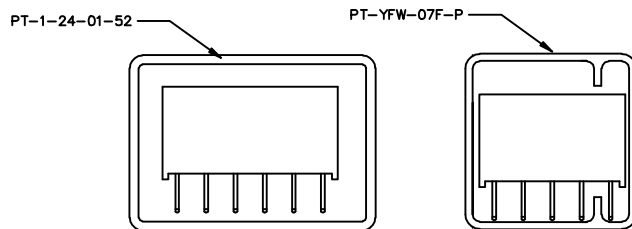
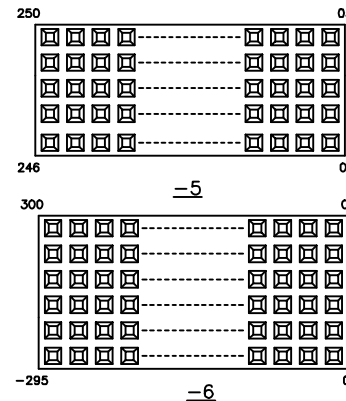


FIG. 2 POLARIZATION OPTION LOCATION INSERT PK-07 INTO SPECIFIED POSITION AND BREAK OFF TAB



samtec

520 PARK EAST BLVD. NEW ALBANY, INDIANA 47150
 PHONE (812) 944-6733 P.O. BOX 1147
 CODE 55322

MADE BY: BURRES 8-19-97
 SQW-1XX-01-X-X-XXX
 SHEET 1 OF 1