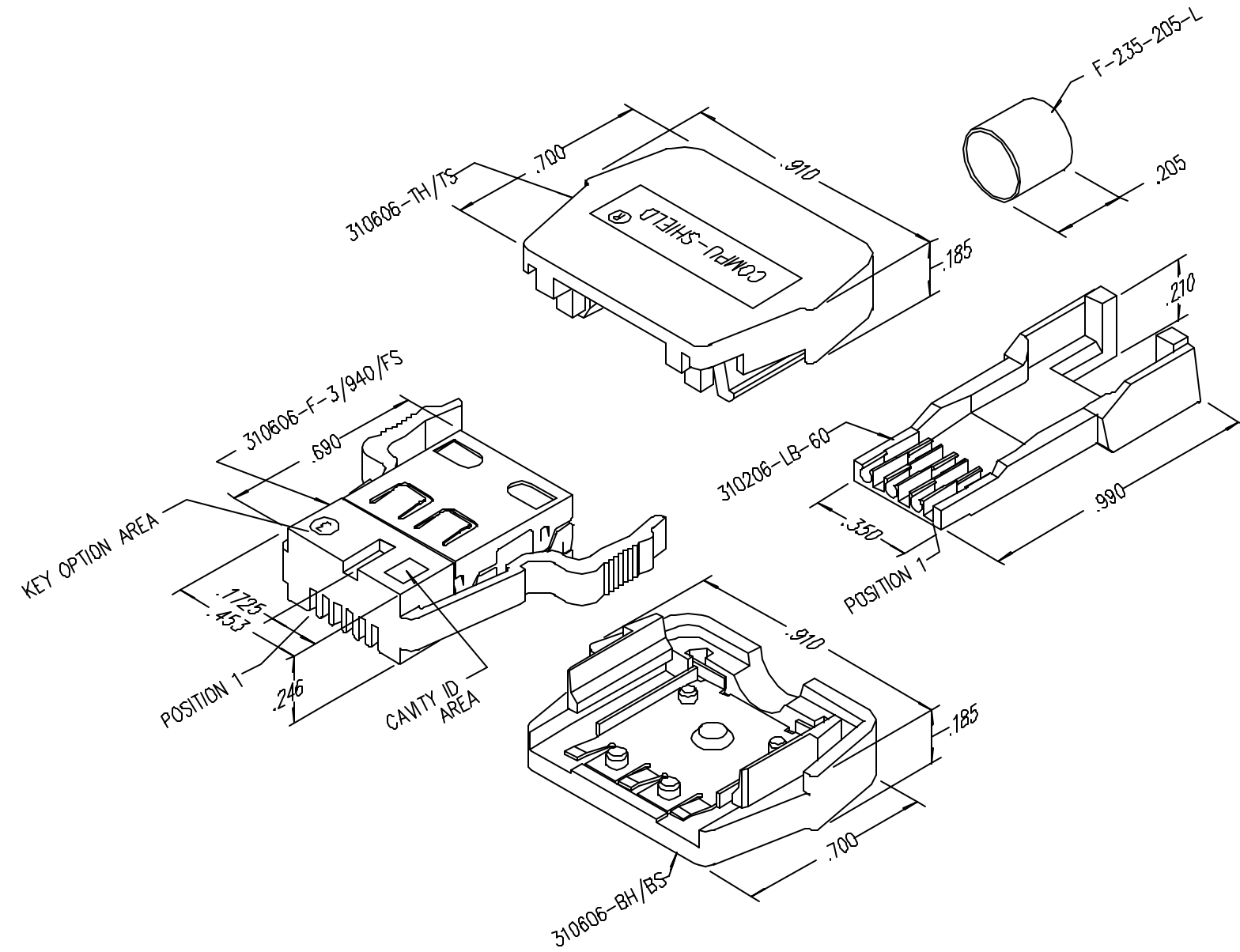


2

1

DATE	REV	ECN	APP'D. BY
4-6-95	B1	-	-
6-1-05	B2	7151	TRM
11-11-05	B3	7375	TRM
1-16-06	B4	7436	JM
2-22-06	B5	7515	JM

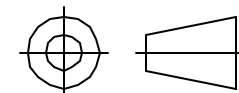


NOTES:

- PLUG MATERIALS:
 TOP/BOTTOM HOUSING: PC UL94 V-0 COLOR: BLACK
 FRONT PLASTIC: PC UL94 V-0 COLOR: ORANGE
 LOAD BAR: PC UL94 V-0 COLOR: CLEAR
 CONTACTS/SHIELD: COPPER ALLOY
 SHIELD/FERRULE PLATING: TIN
 CONTACT PLATING: SELECTIVE GOLD IN CONTACT AREA
 SEE CHART FOR PART NUMBER
- CONTACTS TERMINATE SOLID OR STRANDED CONDUCTORS
 UP TO .064" OUTSIDE DIAMETER ON POSITION #1 & #5 CONDUCTORS,
 UP TO .021" OUTSIDE DIAMETER ON POSITION #2 & #5 CONDUCTORS,
 AND UP TO .042" OUTSIDE DIAMETER ON POSITION #3 & #4 CONDUCTORS
- TOLERANCES COMPLY WITH F.C.G. DIMENSION REQUIREMENTS.
- HOUSING WILL ACCEPT CABLE UP TO .220" OUTSIDE DIAMETER OF JACKET
- FOR PRODUCT SPECIFICATIONS SEE PRO26-01
- TERMINATED PLUG HEIGHT .234±.002

50 MICRO-INCHES [1.27um]	SS-310606-3-60
CONTACT PLATING IN MATING AREA	PART NUMBER

THIRD ANGLE PROJECTION




DO NOT SCALE DRAWING
 DRAWING IS SUBJECT TO
 CHANGE WITHOUT NOTICE

DIMENSIONS: INCHES [METRIC]

UNLESS OTHERWISE SPECIFIED
 TOLERANCES ARE ±.005 [0.13]
 ANGLES ARE ± 1°

SHEET NO. 1 OF 1



Bel Stewart Connector

11118 Susquehanna Trail South
 Glen Rock, PA 17327-9199
 (717) 235-7512 Fax: (717) 235-7954 <http://www.stewartconnector.com>

TITLE: COMPU-SHIELD PLUG

THIS DRAWING AND THE SUBJECT MATTER SHOWN THEREON
 ARE CONFIDENTIAL AND THE PROPRIETARY PROPERTY OF
 BEL STEWART CONNECTOR AND SHALL NOT BE REPRODUCED,
 COPIED, OR USED IN ANY MANNER WITHOUT PRIOR WRITTEN
 CONSENT OF BEL STEWART CONNECTOR. THE SUBJECT
 MATTER MAY BE PATENTED OR A PATENT MAY BE PENDING.

DRN BY:	TRM	DATE	6-1-05
APPD BY:	RGC	DATE	6-1-05
DWG NO.	CT310014	REV.	B5

2

1

AutoCAD