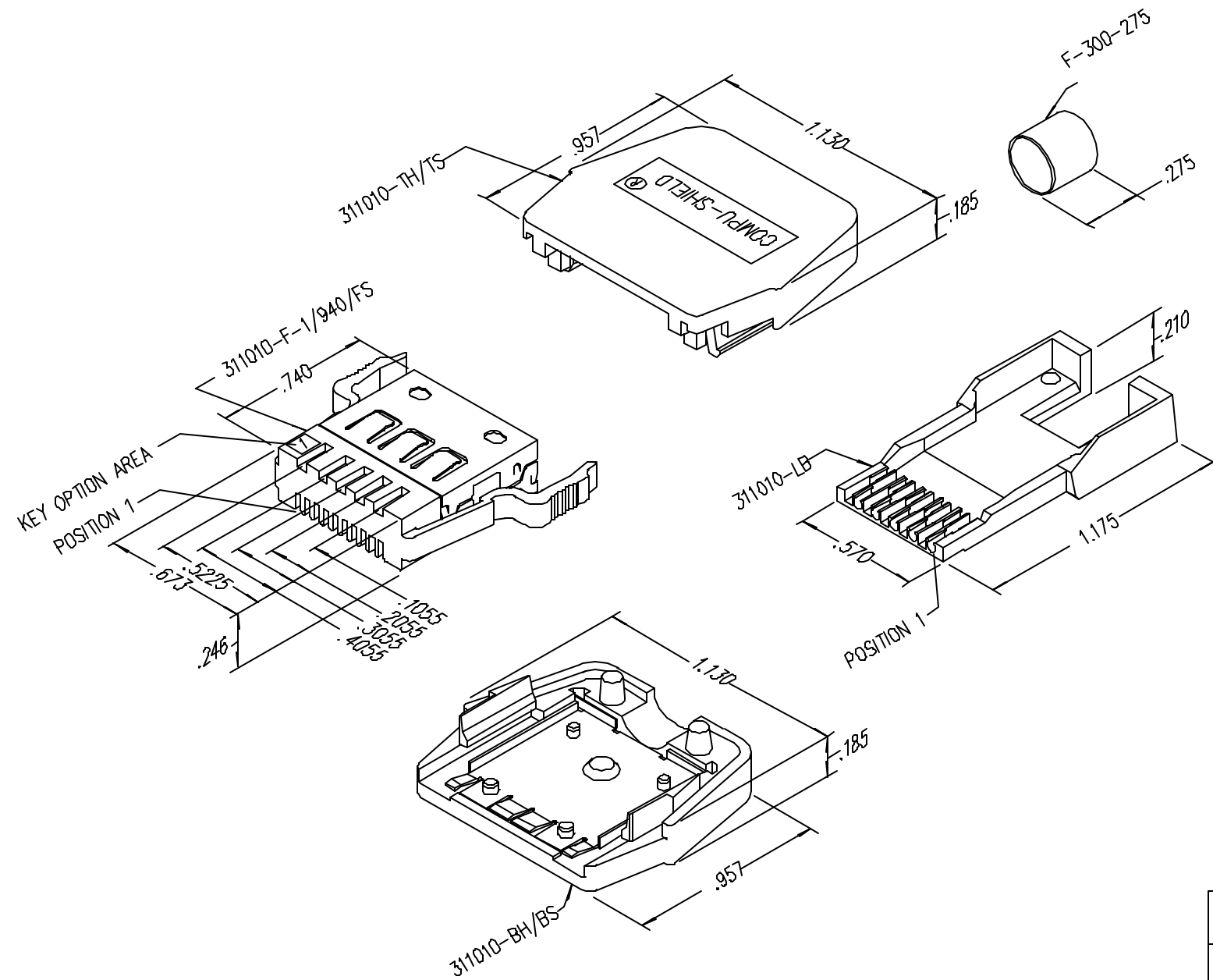


2

1

DATE	REV	ECN	APP'D. BY
1/31/06	A1	7461	JM
2-23-06	A2	7515	JM

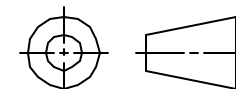


NOTES:

1. PLUG MATERIALS:  
TOP/BOTTOM HOUSING: PC UL94 V-0 COLOR: BLACK  
FRONT PLASTIC: PC UL94 V-0 COLOR: BLUE  
LOAD BAR: PC UL94 V-0 COLOR: CLEAR  
CONTACTS/SHIELD: COPPER ALLOY  
SHIELD/FERRULE PLATING: TIN  
CONTACT PLATING: SELECTIVE GOLD IN CONTACT AREA  
SEE CHART FOR PART NUMBER
2. CONTACTS TERMINATE SOLID OR STRANDED CONDUCTORS UP TO .042" OUTSIDE DIAMETER OF INSULATION
3. TOLERANCES COMPLY WITH F.C.C. DIMENSION REQUIREMENTS.
4. HOUSING WILL ACCEPT CABLE UP TO .220" OUTSIDE DIAMETER OF JACKET
5. FOR PRODUCT SPECIFICATIONS SEE PRO26-01
6. TERMINATED PLUG HEIGHT .234±.002

BULK	50 MICRO-INCHES [1.27um]	SS-311010-1
PACKAGE	CONTACT PLATING IN MATING AREA	PART NUMBER

THIRD ANGLE PROJECTION




DO NOT SCALE DRAWING

DRAWING IS SUBJECT TO CHANGE WITHOUT NOTICE

DIMENSIONS: INCHES [METRIC]

UNLESS OTHERWISE SPECIFIED TOLERANCES ARE ±.005 [0.13] ANGLES ARE ± 1°

SHEET NO. 1 OF 1



# Bel Stewart Connector

11118 Susquehanna Trail South  
 Glen Rock, PA 17327-9199  
 (717) 235-7512 Fax: (717) 235-7954 <http://www.stewartconnector.com>

TITLE: 10X10 COMPU-SHIELD PLUG FINAL ASSEMBLY

THIS DRAWING AND THE SUBJECT MATTER SHOWN THEREON ARE CONFIDENTIAL AND THE PROPRIETARY PROPERTY OF BEL STEWART CONNECTOR AND SHALL NOT BE REPRODUCED, COPIED, OR USED IN ANY MANNER WITHOUT PRIOR WRITTEN CONSENT OF BEL STEWART CONNECTOR. THE SUBJECT MATTER MAY BE PATENTED OR A PATENT MAY BE PENDING.

DRN BY: TRM DATE 5-15-01

APPD BY: TRM DATE 5-16-01

DWG NO. CT310030 REV. A2

B

B

A

A

2

1

AutoCAD

REV. 7/3/03