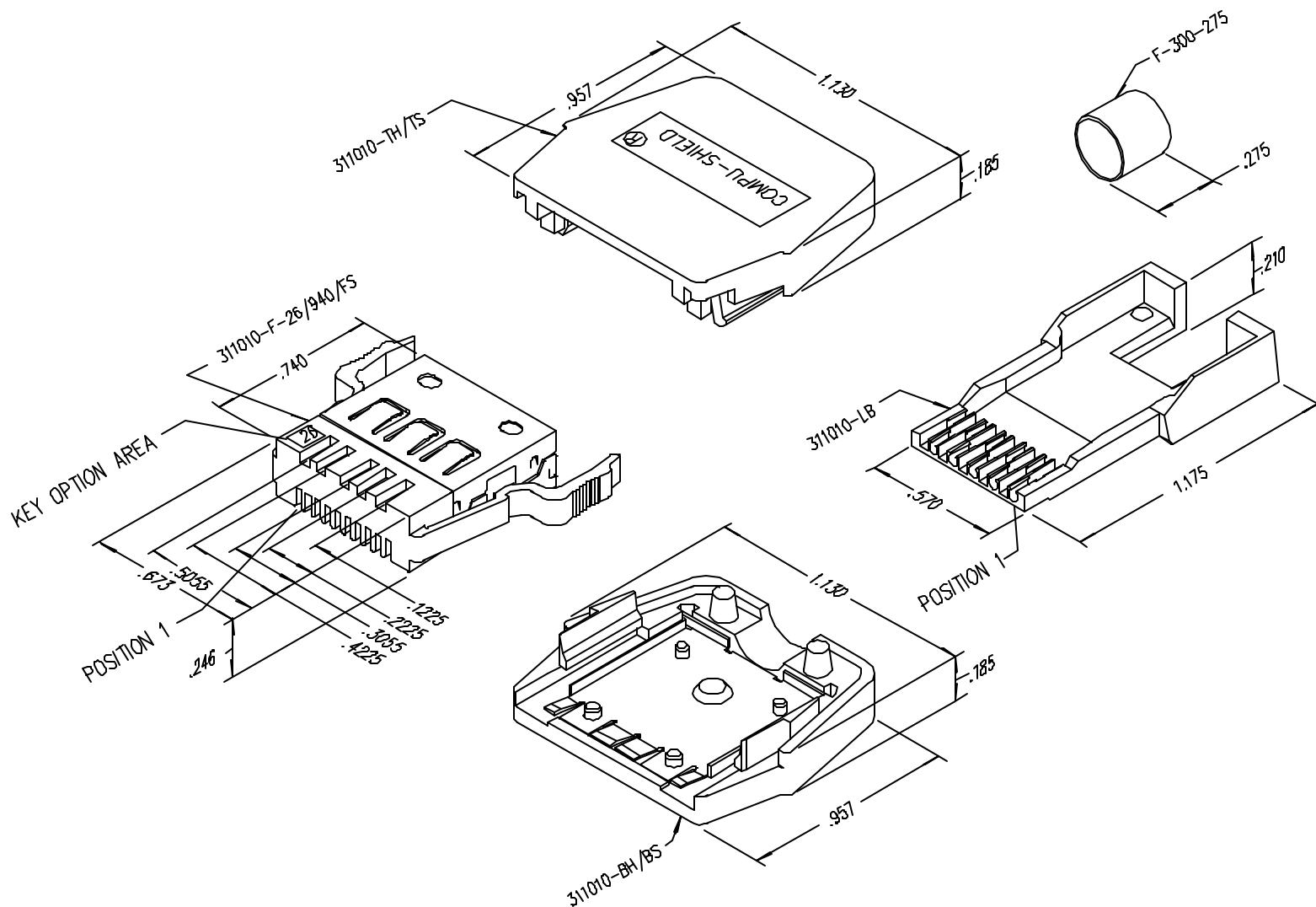


DATE	REV	ECN	APP'D. BY
1/31/06	A2	7461	JM
2-23-06	A3	7515	JM

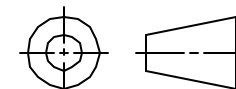


NOTES:


- PLUG MATERIALS:
 TOP/BOTTOM HOUSING: PC UL94 V-0 COLOR: BLACK
 FRONT PLASTIC: PC UL94 V-0 COLOR: CLEAR
 LOAD BAR: PC UL94 V-0 COLOR: CLEAR
 CONTACTS/SHIELD: COPPER ALLOY
 SHIELD/FERRULE PLATING: TIN
 CONTACT PLATING: SELECTIVE GOLD IN CONTACT AREA
 SEE CHART FOR PART NUMBER
- CONTACTS TERMINATE SOLID OR STRANDED CONDUCTORS UP TO .042" OUTSIDE DIAMETER OF INSULATION
- TOLERANCES COMPLY WITH F.C.C. DIMENSION REQUIREMENTS.
- HOUSING WILL ACCEPT CABLE UP TO .220" OUTSIDE DIAMETER OF JACKET
- FOR PRODUCT SPECIFICATIONS SEE PRO26-01
- TERMINATED PLUG HEIGHT .234±.002

50 MICRO-INCHES [1.27um]	SS-311010-26
CONTACT PLATING IN MATING AREA	PART NUMBER

THIRD ANGLE PROJECTION



DO NOT SCALE DRAWING
 DRAWING IS SUBJECT TO
 CHANGE WITHOUT NOTICE
 DIMENSIONS: INCHES [METRIC]
 UNLESS OTHERWISE SPECIFIED
 TOLERANCES ARE ±.005 [0.13]
 ANGLES ARE ± 1°
 SHEET NO. 1 OF 1



Bel Stewart Connector

11118 Susquehanna Trail South
 Glen Rock, PA 17327-9199
 (717) 235-7512 Fax: (717) 235-7954 <http://www.stewartconnector.com>

TITLE: 10X10 COMPU-SHIELD PLUG FINAL ASSEMBLY

THIS DRAWING AND THE SUBJECT MATTER SHOWN THEREON ARE CONFIDENTIAL AND THE PROPRIETARY PROPERTY OF BEL STEWART CONNECTOR AND SHALL NOT BE REPRODUCED, COPIED, OR USED IN ANY MANNER WITHOUT PRIOR WRITTEN CONSENT OF BEL STEWART CONNECTOR. THE SUBJECT MATTER MAY BE PATENTED OR A PATENT MAY BE PENDING.

DRN BY:	KRL	DATE	1/31/06
APPD BY:	JM	DATE	2-1-06
DWG NO.	CT310011	REV.	A3

REV. 6/3/05