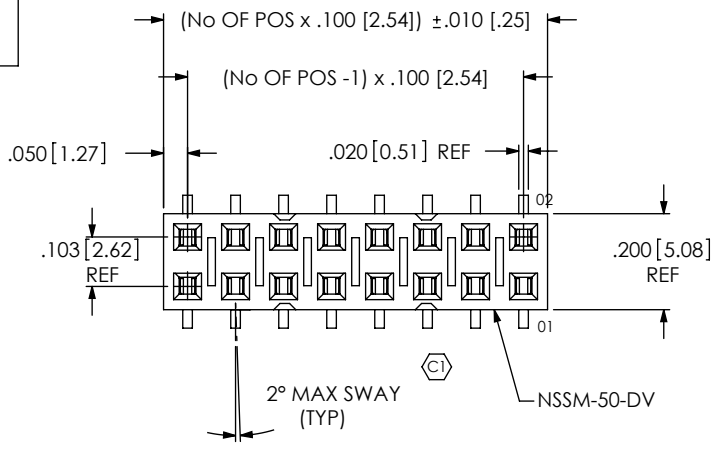


DO NOT SCALE FROM THIS PRINT

SSM-1XX-XXX-DV-XX-XX-X-XX



No OF POSITIONS  
-02 THRU -40  
(PER ROW) (SEE NOTE 7)

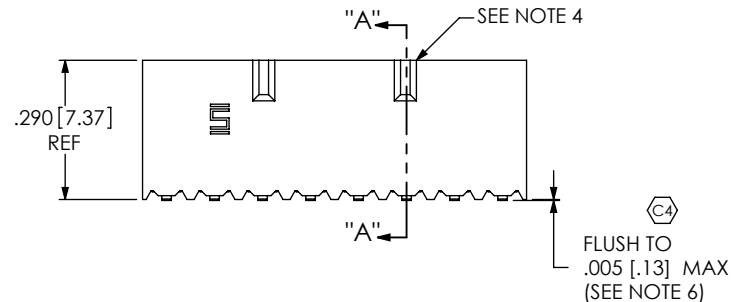
- AB** PLATING
- S: SELECTIVE, 30 Au / 50 Ni MIN ON CONTACT, MATTE TIN TAIL
  - L: LIGHT SELECTIVE, 10 Au / 50 Ni MIN ON CONTACT, MATTE TIN TAIL
  - T: MATTE TIN CONTACT AND TAIL
  - F: FLASH SELECTIVE, 3 Au / 50 Ni MIN ON CONTACT, MATTE TIN TAIL
  - H: HEAVY GOLD, 30 Au / 50 Ni MIN ON CONTACT, 3 Au / 50 Ni MIN ON TAIL
  - STL: SELECTIVE, 30 Au / 50 Ni MIN ON CONTACT, TIN/LEAD (90/10+/-5%) TAIL
  - SM: SELECTIVE, 30 Au / 50 Ni MIN ON CONTACT, MATTE TIN TAIL
  - LM: LIGHT SELECTIVE, 10 Au / 50 Ni MIN ON CONTACT, MATTE TIN TAIL
  - TM: MATTE TIN CONTACT AND TAIL
  - FM: FLASH SELECTIVE, 3 Au / 50 Ni MIN ON CONTACT, MATTE TIN TAIL

- OPTION
- A: ALIGNMENT PIN (SEE FIG. 3, SHT 2)  
(MOLDED: USE NSSM-XX-DV-XX, 4 POS MIN)
  - P: PICK & PLACE PAD (SEE NOTE 5)  
(USE PPP-01, SEE FIG. 4, SHT 2)
  - M: METAL PICK & PLACE PAD (SEE NOTE 5)  
(USE MPP-02, SEE FIG. 5, SHT 2)
  - K: POLYIMIDE FILM PAD  
(POS 2 THROUGH 40 - SEE NOTE 5)  
(USE K-500-300, SEE FIG. 6, SHT 2)
  - TR: TAPE & REEL (SEE FIG 8, SHT 2-29 POSITIONS MAX)

- OPTION
- BE: BOTTOM ENTRY  
(ONLY AVAILABLE ON -DV)  
(FOR -DV SEE NSSM-50-DV-XX)

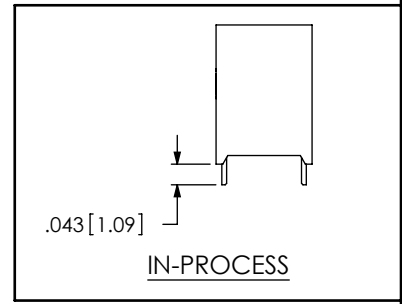
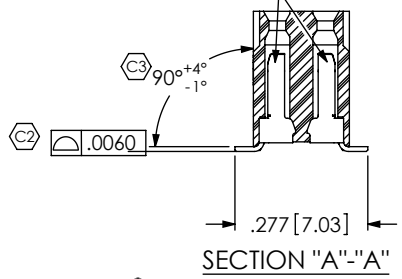
- POLARIZING OPTION
- XX: POSITION TO BE POLARIZED  
(USE PK-06-N) (SEE FIG 7, SHT 2)  
(NOT AVAILABLE WITH -BE OPTION)

- MOUNTING OPTION
- LC: LOCKING CLIP  
(USE LC-05-TM)(SEE FIG. 2)(SEE NOTE 8)



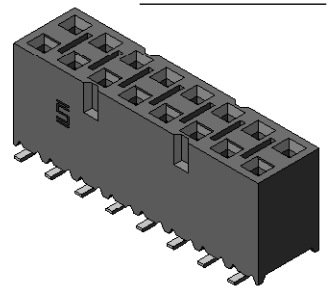
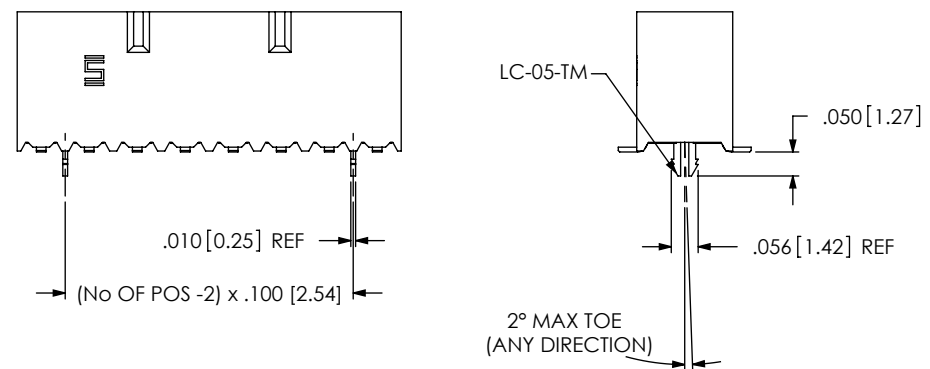
ROW SPECIFICATION

- DV: DOUBLE VERTICAL  
(USE NSSM-XX-DV-XX)  
C-137-01-XXX



- NOTES:
1. C1, C2, C3 REPRESENTS A CRITICAL DIMENSION.
  2. PULLOUT FORCE TO BE: 1 lb MIN.
  3. MAXIMUM CUT FLASH: .010.
  4. CUT PARTS MAY OR MAY NOT HAVE NOTCHES
  5. -P OPTION: 4 POSITION AND UNDER TO BE -T/R
  - M OPTION: 3 POSITION AND UNDER TO BE -T/R
  - K OPTION: 3 POSITION AND UNDER TO BE -T/R
  - ALL OTHER POSITIONS WITH -P, -M, -K OPTIONS ARE TO BE TUBED, UNLESS -TR ORDERED BY CUSTOMER.
  6. FLUSH DIMENSION MUST BE INSPECTED ON BOTH ROWS OF ASSEMBLY.
  7. -40 MAX POSITION AVAILABLE, -50 FOR STOCK ONLY
  8. DUE TO THE HIGH AMOUNT OF INSERTION FORCE NEEDED, THE -LC OPTION IS NOT COMPATIBLE WITH AUTO PLACEMENT. SAMTEC RECOMMENDS MANUAL PLACEMENT FOR ALL ASSEMBLIES WITH THE -LC OPTION.

FIGURE 2  
-LC: LOCKING CLIP OPTION



UNLESS OTHERWISE SPECIFIED, DIMENSIONS ARE IN INCHES.

TOLERANCES ARE:

DECIMALS	ANGLES
.XX: ±.01 [.3]	2°
.XXX: ±.005 [.13]	
.XXXX: ±.0020 [.051]	

PROPRIETARY NOTE

THIS DOCUMENT CONTAINS INFORMATION CONFIDENTIAL AND PROPRIETARY TO SAMTEC, INC. AND SHALL NOT BE REPRODUCED OR TRANSFERRED TO OTHER DOCUMENTS OR DISCLOSED TO OTHERS OR USED FOR ANY PURPOSE OTHER THAN THAT WHICH IT WAS OBTAINED WITHOUT THE EXPRESSED WRITTEN CONSENT OF SAMTEC, INC.



520 PARK EAST BLVD, NEW ALBANY, IN 47150  
PHONE: 812-944-6733 FAX: 812-948-5047  
e-Mail: info@SAMTEC.com code 55322

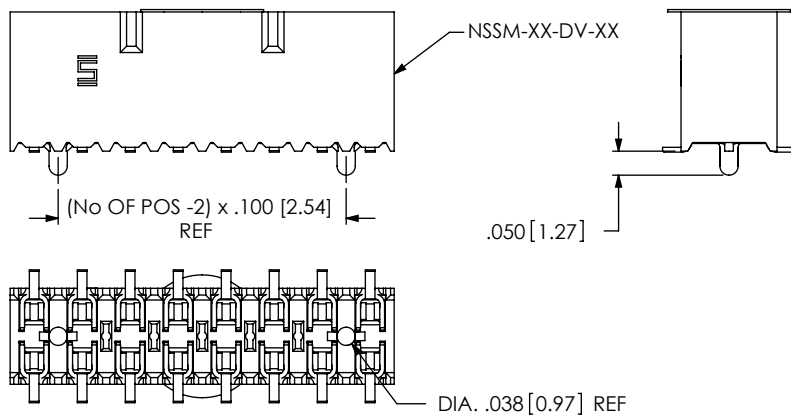
MATERIAL: DO NOT SCALE DRAWING SHEET SCALE: 1:0.4

**AB** BODY: VECTRA E130I, LCP UL 94 VO CONTACT: PHOS BRONZE

DESCRIPTION:  
.100 C.L. DOUBLE VERTICAL SMT SOCKET STRIP

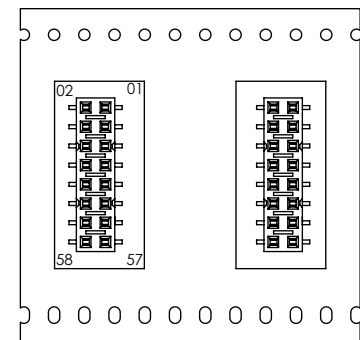
DWG. NO.  
**SSM-1XX-XXX-DV-XX-XX-X-XX**

BY: KEVIN B 3/8/2000 SHEET 1 OF 2



**FIGURE 3**  
-A: ALIGNMENT PIN  
MOLDED (4 POSITION MIN)

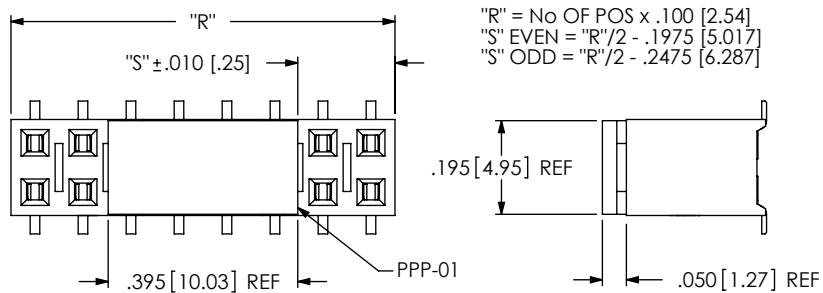
**FIGURE 8**  
TAPE & REEL VIEW



USER DIRECTION OF UNREELING  
POCKET NOT DETAILED

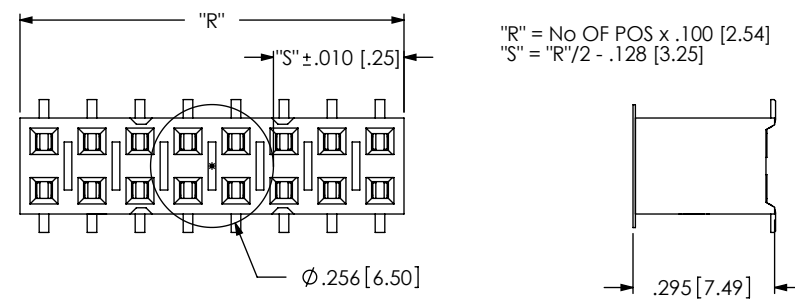
**FIGURE 4**

-P: PICK & PLACE PAD



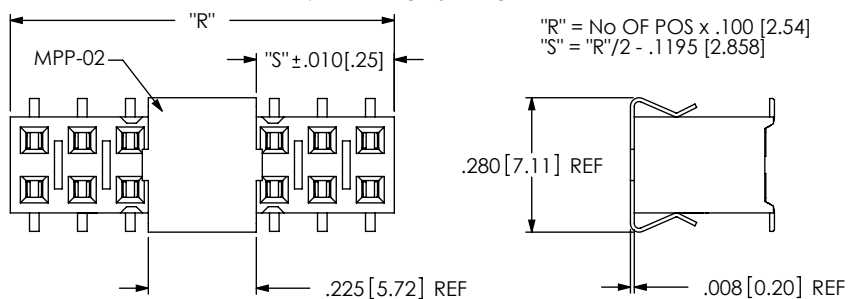
**FIGURE 6**

-K: POLYIMIDE FILM PAD



**FIGURE 5**

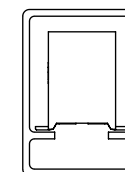
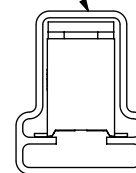
-M: METAL PICK & PLACE PAD



**TABLE 1**

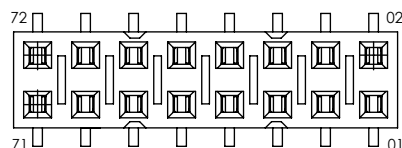
OPTION	PACKAGING TUBE	PLUG	POSITIONS ALLOWED
-K, -M -LC-K, -LC-M, -A-K,	PT-1-24-01-103	TP-09	02 THRU 40
NONE, -LC, -A, -P-LC, -P	PT-1-24-03-15	TP-03	02 THRU 40

PT-1-24-03-15



PT-1-24-01-103

**FIGURE 7**  
POLARIZING POSITIONS



**PROPRIETARY NOTE**  
THIS DOCUMENT CONTAINS INFORMATION  
CONFIDENTIAL AND PROPRIETARY TO  
SAMTEC, INC. AND SHALL NOT BE REPRODUCED  
OR TRANSFERRED TO OTHER DOCUMENTS OR  
DISCLOSED TO OTHERS OR USED FOR ANY  
PURPOSE OTHER THAN THAT WHICH IT WAS  
OBTAINED WITHOUT THE EXPRESSED WRITTEN  
CONSENT OF SAMTEC, INC.

DO NOT SCALE DRAWING

SHEET SCALE: 1:0.4

**samtec**

520 PARK EAST BLVD, NEW ALBANY, IN 47150  
PHONE: 812-944-6733 FAX: 812-948-5047  
e-Mail: info@SAMTEC.com code 55322

DESCRIPTION:  
.100 C.L. DOUBLE VERTICAL SMT SOCKET STRIP

DWG. NO.  
**SSM-1XX-XXX-DV-XX-XX-X-XX**

BY: KEVIN B 3/8/2000 SHEET 2 OF 2