

REVISIONS				
REV.	ECN/E-R	DESCRIPTION	DATE	APPROVED
A		PROPOSAL	MAR26/09	

MATERIAL:

CAGE:
COPPER ALLOY

PLATING OPTION Y=2:
2.54um MIN. NICKEL

PLATING OPTION Y=3:
3.81um MIN. MATTE TIN
OVER 1.27um MIN. NICKEL

PACKAGING:
TRAY PACKAGING

TEMPERATURE RANGE:
-40C TO +85C

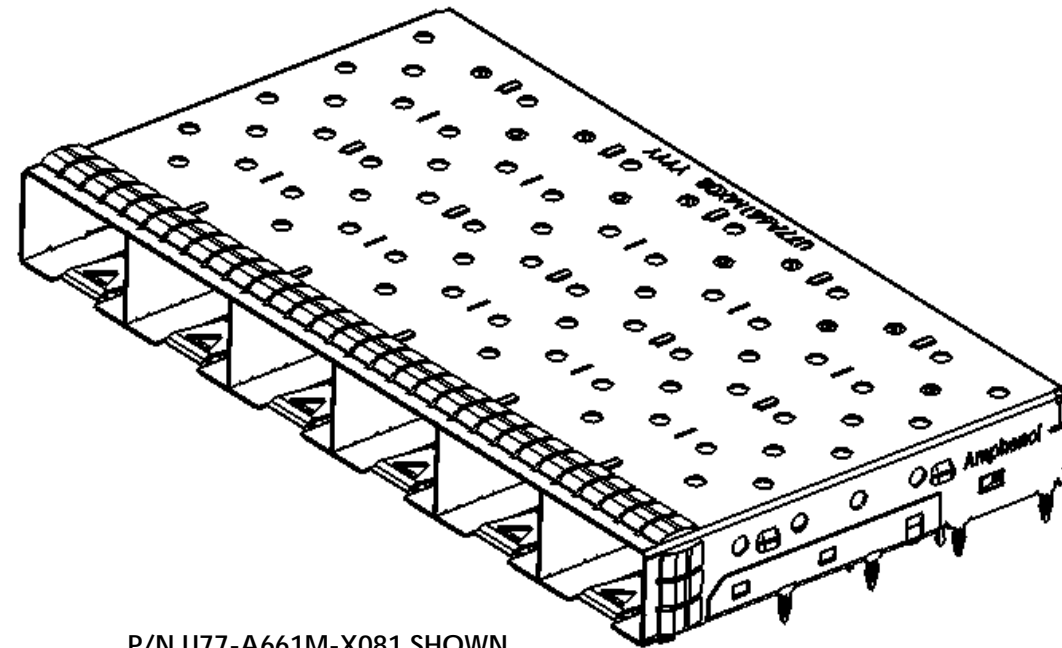
AMPHENOL PART NUMBER CONFIGURATION

U77 - A X 6 1 M - Y 0 8 1

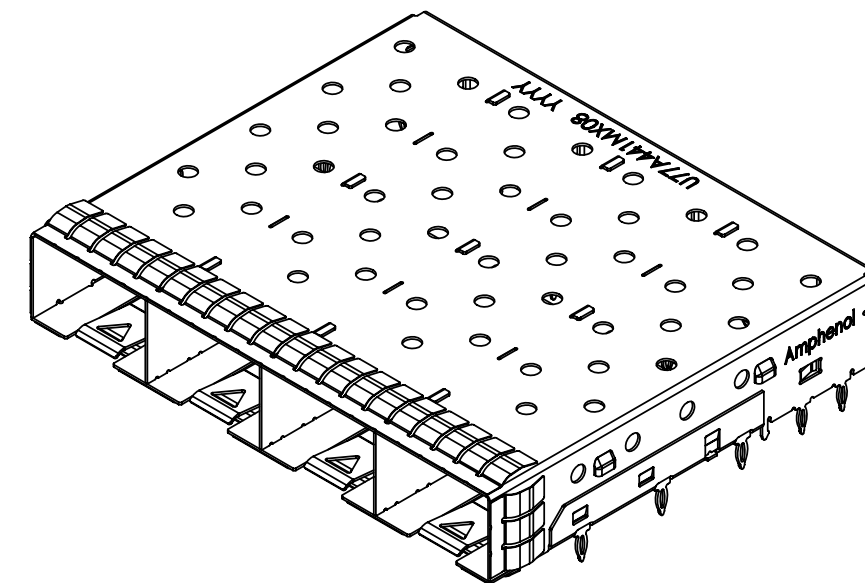
PACKAGING
1 = TRAY PACKAGING

PLATING
2 = NICKEL PLATING
3 = MATTE TIN PLATING

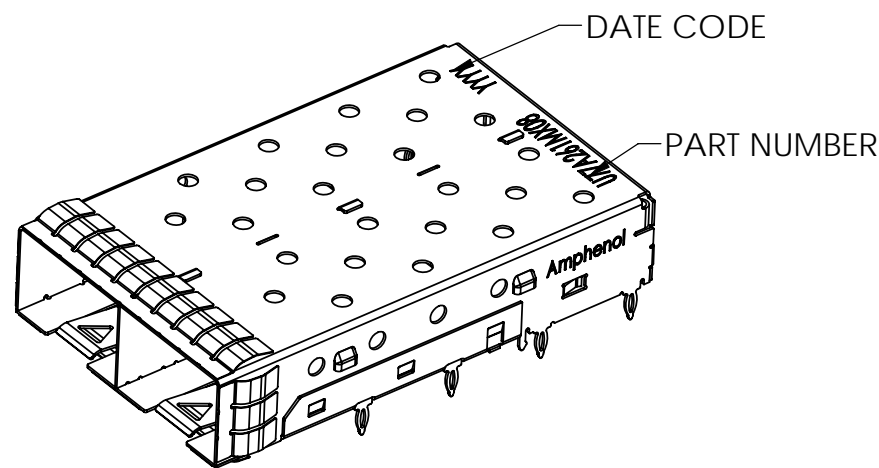
NUMBER OF PORTS
2 = 2 PORTS
4 = 4 PORTS
6 = 6 PORTS



P/N U77-A661M-X081 SHOWN



P/N U77-A461M-X081 SHOWN



P/N U77-A261M-X081 SHOWN

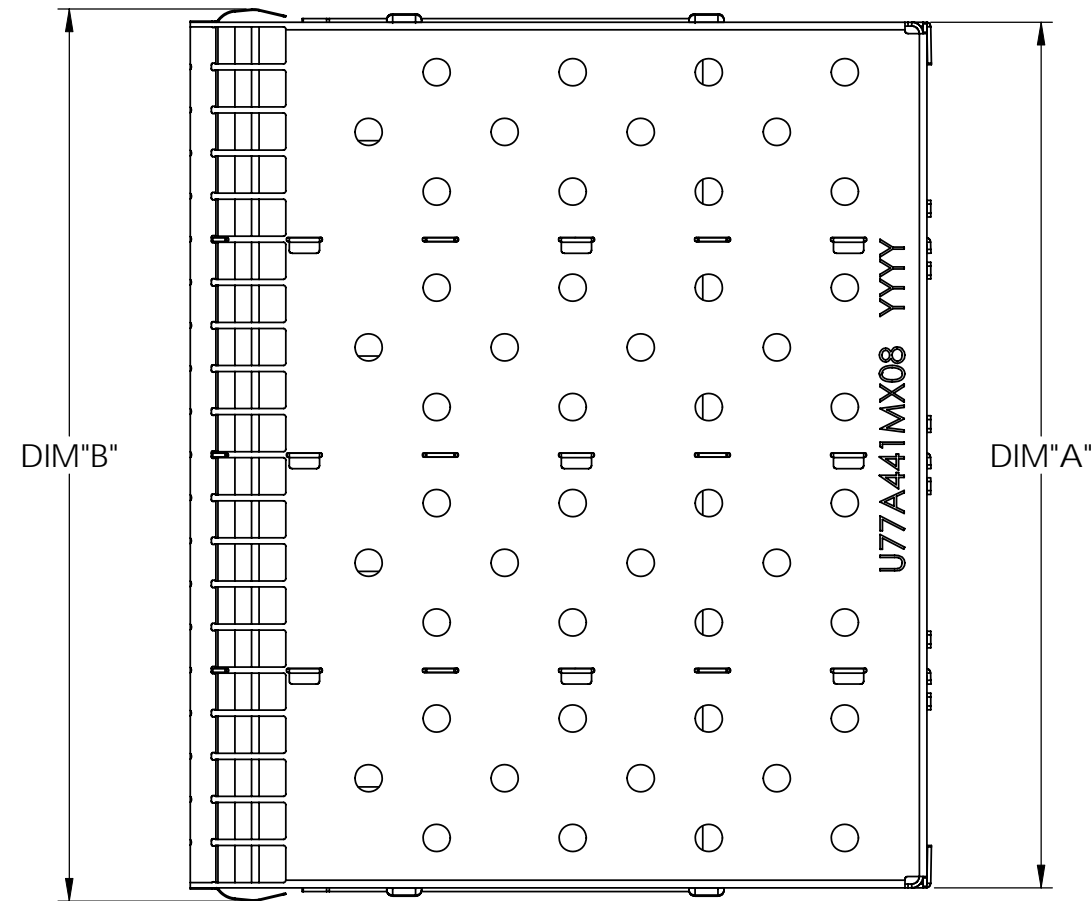


DO NOT SCALE DRAWING

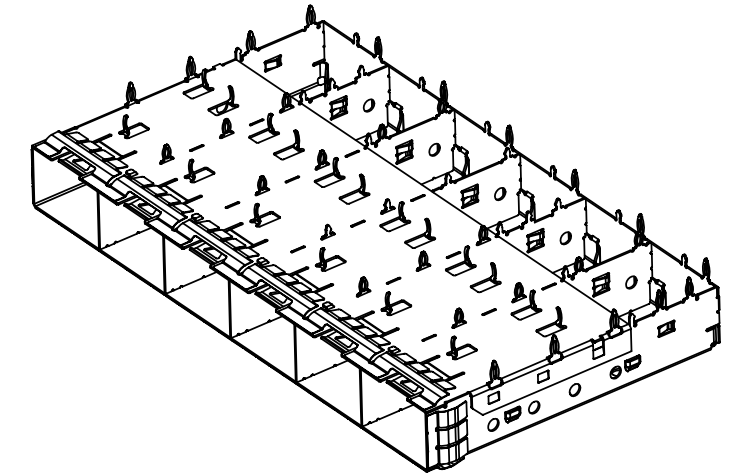
THIS DOCUMENT CONTAINS PROPRIETARY INFORMATION AND SUCH INFORMATION MAY NOT BE DISCLOSED TO OTHERS FOR ANY PURPOSE OR USED FOR MANUFACTURING PURPOSES WITHOUT PERMISSION FROM AMPHENOL CANADA CORP.

UNLESS OTHERWISE SPECIFIED DIMENSIONS ARE IN MILLIMETERS TOLERANCES ARE: DECIMALS ANGLES X.X ± 0.38 ± 1° X.XX ± 0.25	APPROVALS	DATE	Amphenol Canada Corp.	
	DRAWN ChigowX	MAR14/09		
MATERIAL AND FINISH SEE NOTE 1	DESIGNED		TITLE 1XN SFP+ GAGE ASSY WITH SPRING FINGER GASKET	
	CHECKED J.SI	MAR26/09		
REF.	QA APPD		SIZE A3	DWG. NO. P-U77-AX61M-X081
CODE IDENT. NO. 03554	IE APPD		SCALE 4:1	PROJECT
	DWG APPD A.G	MAR26/09		REV. A
				SHEET 1 OF 6

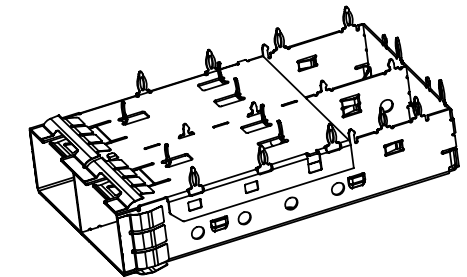
PART NUMBER	DIM"A"	DIM"B"
U77-A261M-X081	28.75	30.51
U77-A461M-X081	57.25	59.01
U77-A661M-X081	85.75	87.51



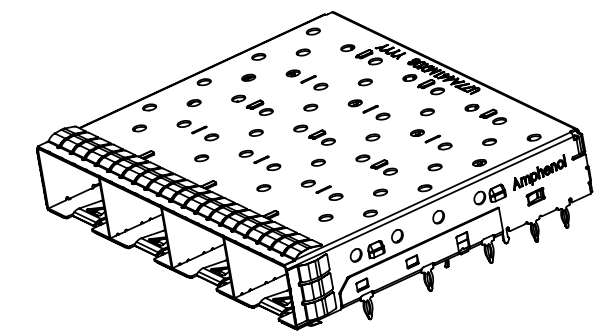
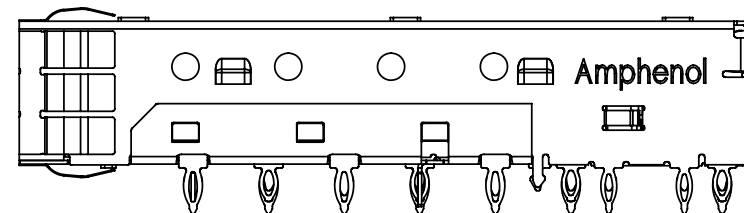
REVISIONS				
REV.	ECN/E-R	DESCRIPTION	DATE	APPROVED
A		PROPOSAL	MAR26/09	



U77-A661M-X081 SHOWN



U77-A261M-X081 SHOWN



U77-A461M-X081 SHOWN

DO NOT SCALE DRAWING

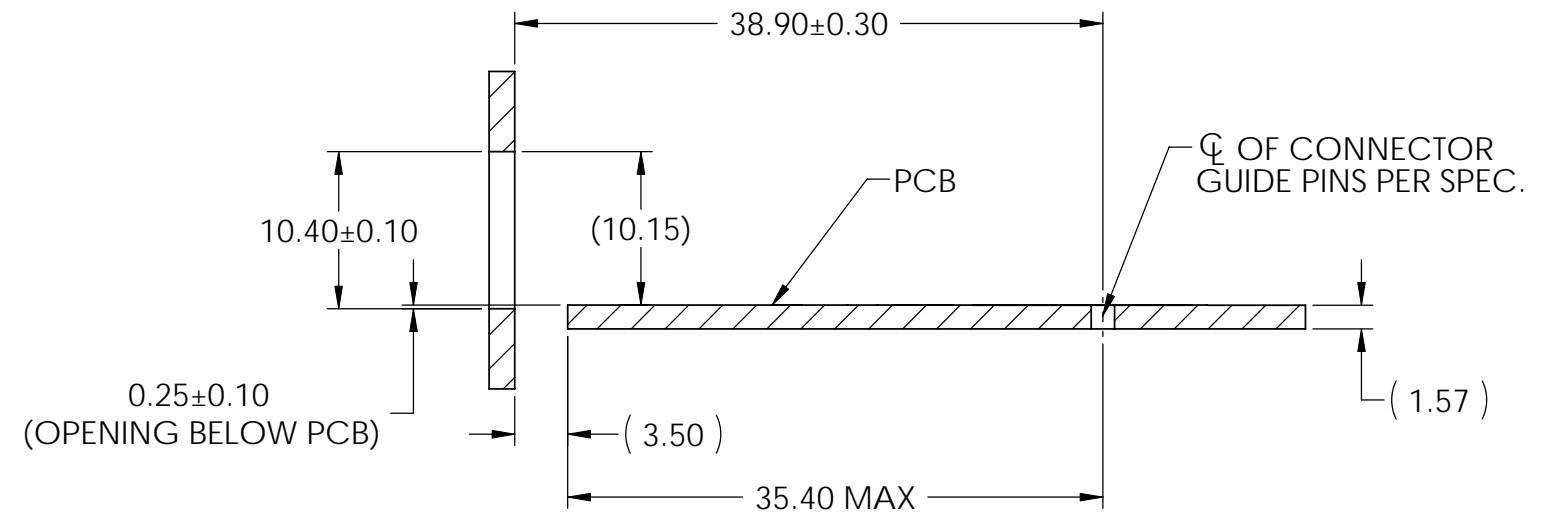
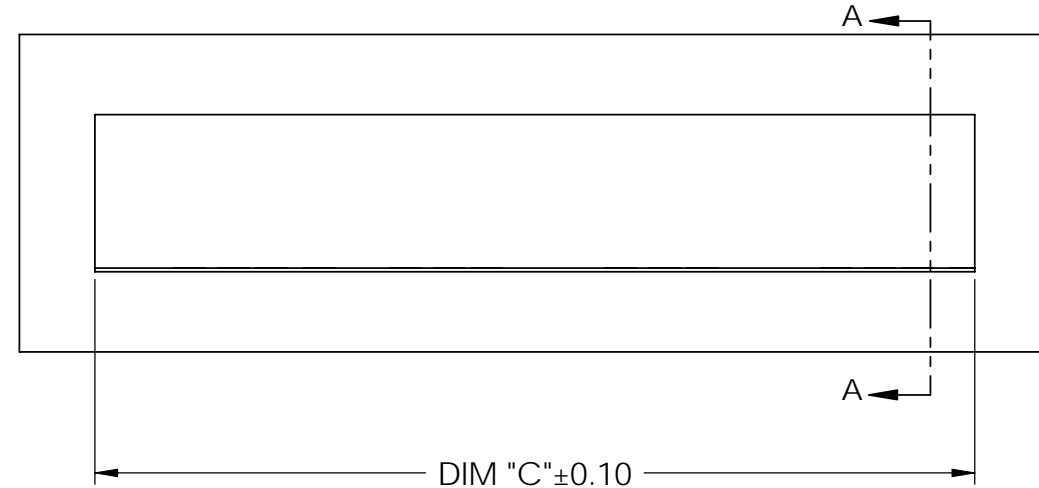
THIS DOCUMENT CONTAINS PROPRIETARY INFORMATION AND SUCH INFORMATION MAY NOT BE DISCLOSED TO OTHERS FOR ANY PURPOSE OR USED FOR MANUFACTURING PURPOSES WITHOUT PERMISSION FROM AMPHENOL CANADA CORP.

UNLESS OTHERWISE SPECIFIED DIMENSIONS ARE IN MILLIMETERS TOLERANCES ARE:		APPROVALS		DATE	Amphenol Canada Corp.	
DECIMALS X.X ± 0.38 X.XX ± 0.25	ANGLES ± 1°	DRAWN ChigowX	DESIGNED	MAR14/09		
MATERIAL AND FINISH SEE NOTE 1		CHECKED J.SI	QA APPD	MAR26/09	TITLE 1XN SFP+ GAGE ASSY WITH SPRING FINGER GASKET	
REF.	IE APPD	DWG APPD A.G	SCALE 1:1	PROJECT		
CODE IDENT. NO. 03554						REV. A
					SHEET 2 OF 6	

REVISIONS

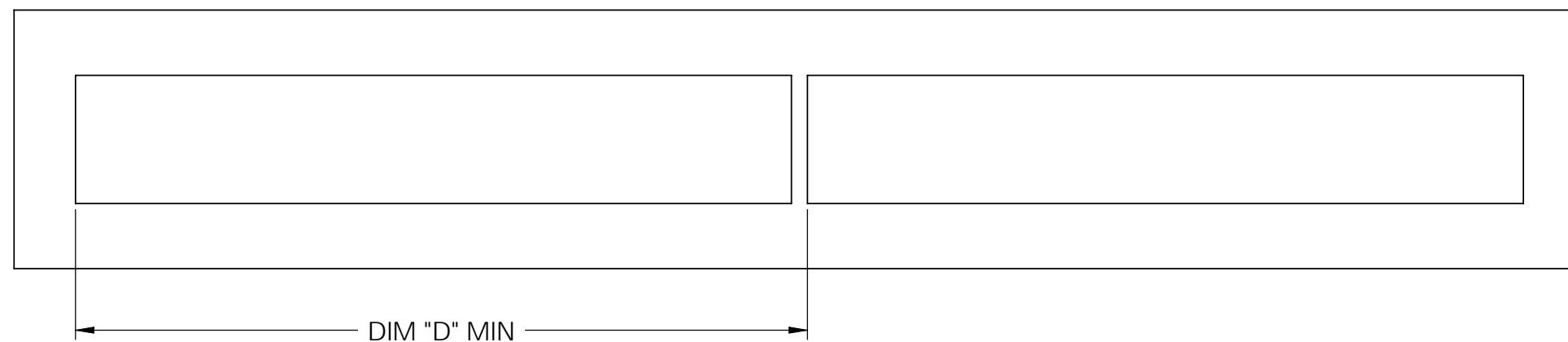
REV.	ECN/E-R	DESCRIPTION	DATE	APPROVED
A		PROPOSAL	MAR26/09	

PART NUMBER	DIM"C"	DIM"D"
U77-A261M-X081	29.70	31.00
U77-A461M-X081	58.20	59.50
U77-A661M-X081	86.70	88.00



RECOMMENDED BEZEL DESIGN

SECTION A-A
SCALE 2 : 1



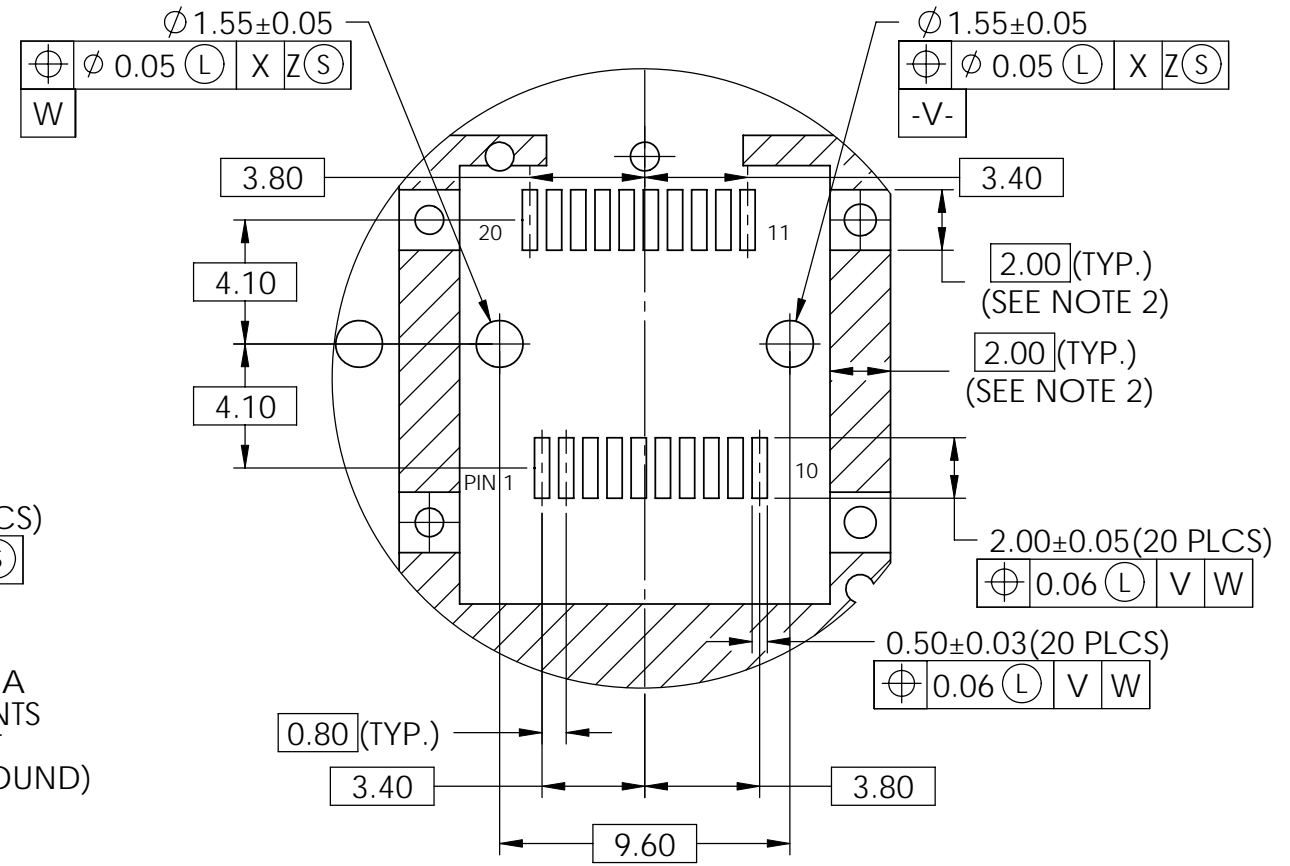
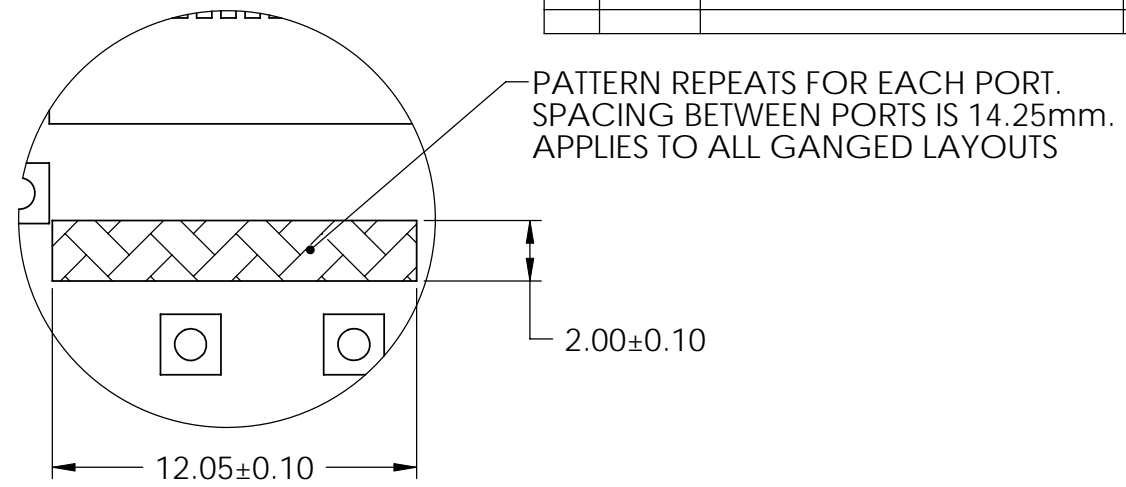
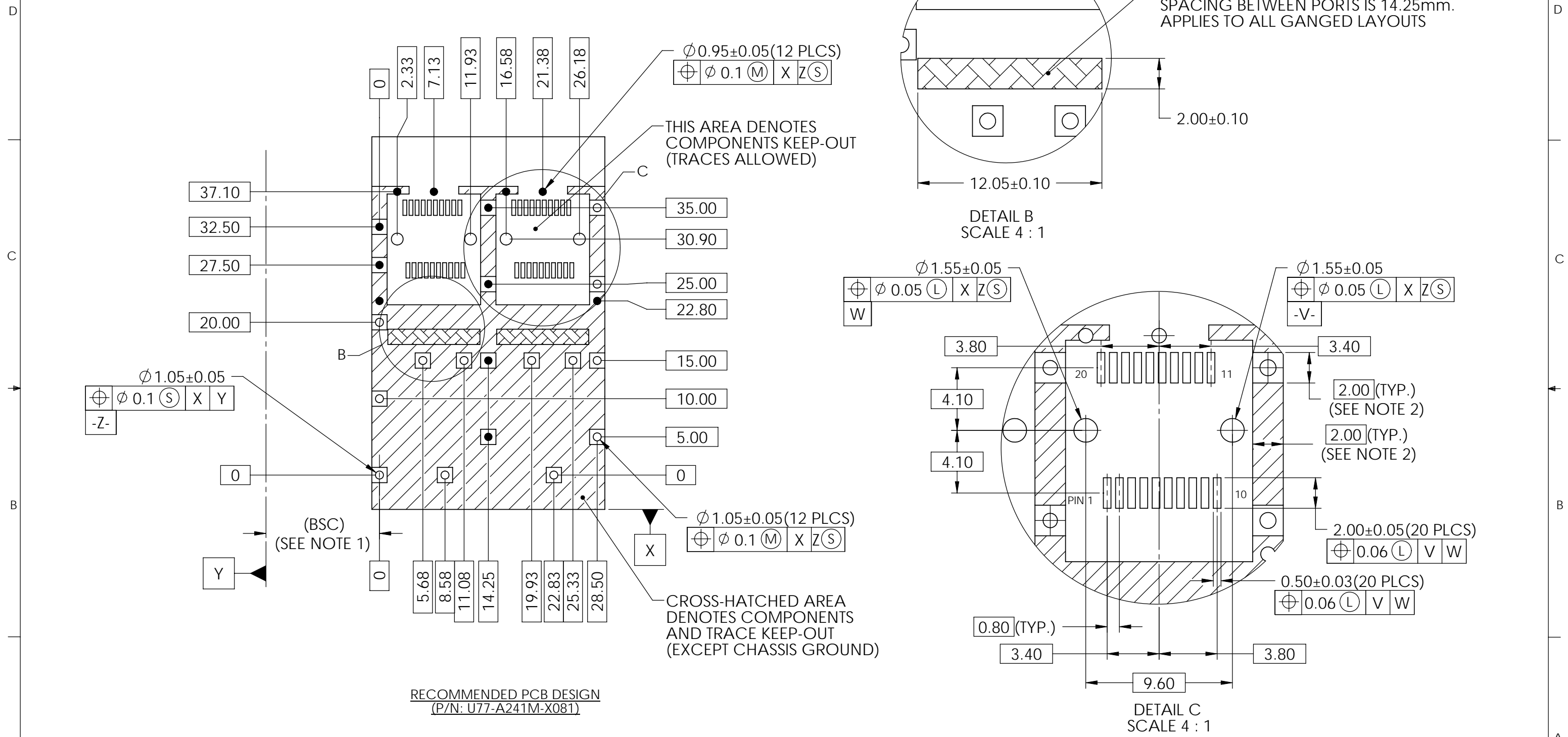
UNLESS OTHERWISE SPECIFIED DIMENSIONS ARE IN MILLIMETERS TOLERANCES ARE: DECIMALS ANGLES X.X ± 0.38 ± 1° X.XX ± 0.25	APPROVALS	DATE	Amphenol Canada Corp.	
	DRAWN ChigowX	MAR14/09		
	DESIGNED		1XN SFP+ GAGE ASSY WITH SPRING FINGER GASKET	
	CHECKED J.SI	MAR26/09		
MATERIAL AND FINISH SEE NOTE 1	QA APPD		SIZE A3	DWG. NO. P-U77-AX61M-X081
REF.	IE APPD		SCALE 1:1	PROJECT
CODE IDENT. NO. 03554	DWG APPD A.G	MAR26/09		SHEET 3 OF 6

DO NOT SCALE DRAWING

THIS DOCUMENT CONTAINS PROPRIETARY INFORMATION AND SUCH INFORMATION MAY NOT BE DISCLOSED TO OTHERS FOR ANY PURPOSE OR USED FOR MANUFACTURING PURPOSES WITHOUT PERMISSION FROM AMPHENOL CANADA CORP.

- NOTES:
- DATUM AND BASIC DIMENSIONS ESTABLISHED BY CUSTOMER.
 - PADS AND VIAS ARE CHASSIS GROUND.
 - THRU-HOLES, PLATING OPTIONAL.
 - SEE DRAWINGS P-UX76-A20-X00XX FOR CONNECTOR LAYOUT.

REVISIONS				
REV.	ECN/E-R	DESCRIPTION	DATE	APPROVED
A		PROPOSAL	MAR26/09	

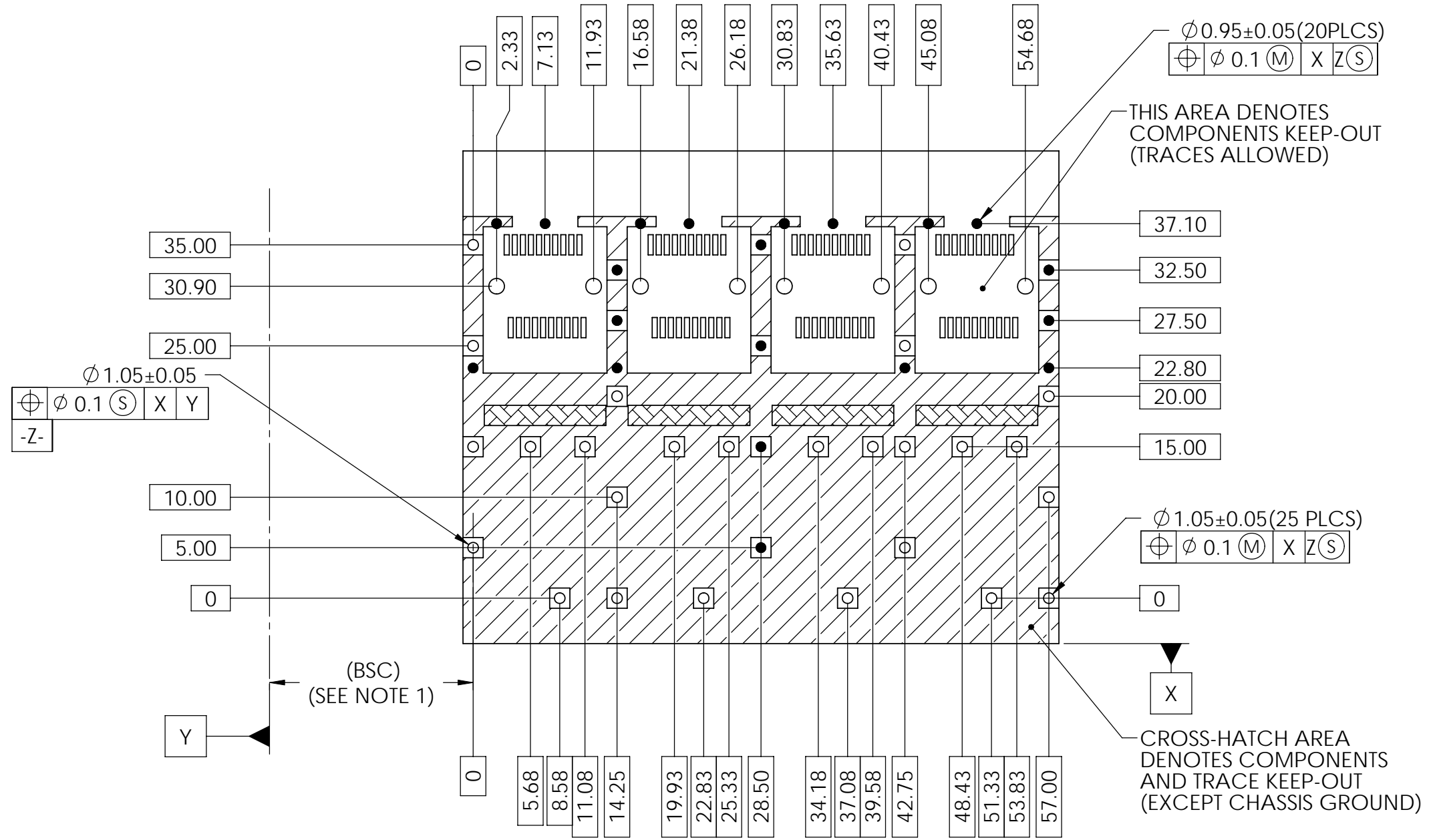


UNLESS OTHERWISE SPECIFIED DIMENSIONS ARE IN MILLIMETERS TOLERANCES ARE: DECIMALS X.X ± 0.38 X.XX ± 0.25 MATERIAL AND FINISH SEE NOTE 1 REF. CODE IDENT. NO. 03554	APPROVALS	DATE	Amphenol Canada Corp.		
	DRAWN ChigowX	MAR14/09			
	CHECKED J.SI	MAR26/09	1XN SFP+ GAGE ASSY WITH SPRING FINGER GASKET		
	QA APPD				
	IE APPD		SIZE A3	DWG. NO. P-U77-AX61M-X081	REV. A
	DWG APPD A.G	MAR26/09	SCALE 2:1	PROJECT	SHEET 4 OF 6

THIS DOCUMENT CONTAINS PROPRIETARY INFORMATION AND SUCH INFORMATION MAY NOT BE DISCLOSED TO OTHERS FOR ANY PURPOSE OR USED FOR MANUFACTURING PURPOSES WITHOUT PERMISSION FROM AMPHENOL CANADA CORP.

REVISIONS				
REV.	ECN/E-R	DESCRIPTION	DATE	APPROVED
A		PROPOSAL	MAR26/09	

- NOTES:
- DATUM AND BASIC DIMENSIONS ESTABLISHED BY CUSTOMER.
 - PADS AND VIAS ARE CHASIS GROUND.
 - THRU-HOLES, PLATING OPTIONAL.
 - SEE DRAWINGS P-UX76-A20-X00XX FOR CONNECTOR LAYOUT.



RECOMMENDED PCB DESIGN
(P/N: U77-A441M-X081)

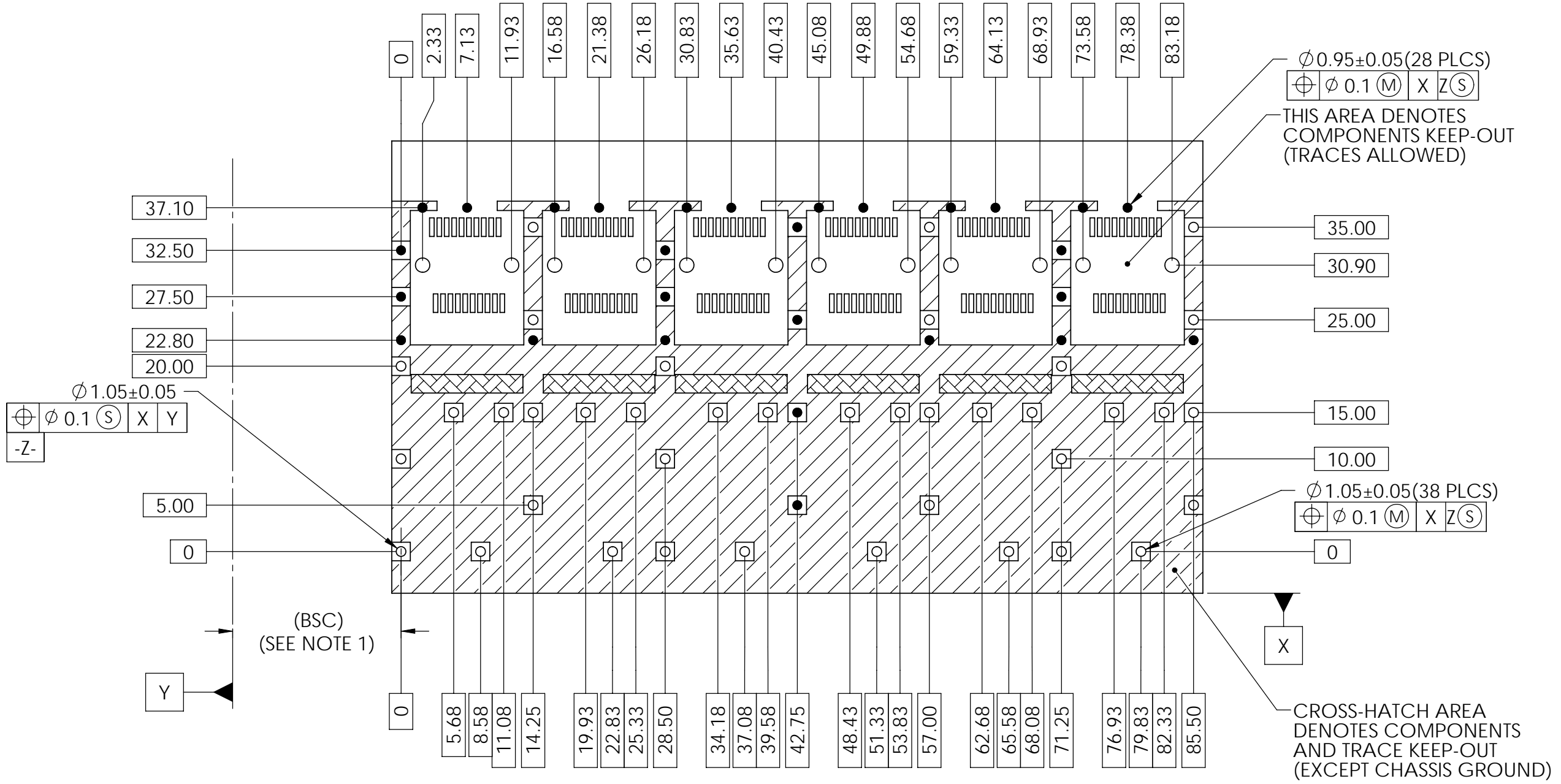
DO NOT SCALE DRAWING

THIS DOCUMENT CONTAINS PROPRIETARY INFORMATION AND SUCH INFORMATION MAY NOT BE DISCLOSED TO OTHERS FOR ANY PURPOSE OR USED FOR MANUFACTURING PURPOSES WITHOUT PERMISSION FROM AMPHENOL CANADA CORP.

UNLESS OTHERWISE SPECIFIED DIMENSIONS ARE IN MILLIMETERS TOLERANCES ARE: DECIMALS ANGLES X.X ± 0.38 ± 1° X.XX ± 0.25	APPROVALS	DATE	Amphenol Canada Corp.	
	DRAWN ChigowX	MAR14/09		
	CHECKED J.SI	MAR26/09	1XN SFP+ GAGE ASSY WITH SPRING FINGER GASKET	
	QA APPD			
MATERIAL AND FINISH SEE NOTE 1	IE APPD		SIZE A3	DWG. NO. P-U77-AX61M-X081
REF.	DWG APPD A.G	MAR26/09	SCALE 2:1	PROJECT
CODE IDENT. NO. 03554				SHEET 5 OF 6

- NOTES:
- DATUM AND BASIC DIMENSIONS ESTABLISHED BY CUSTOMER.
 - PADS AND VIAS ARE CHASIS GROUND.
 - THRU-HOLES, PLATING OPTIONAL.
 - SEE DRAWINGS P-UX76-A20-X00XX FOR CONNECTOR LAYOUT.

REVISIONS				
REV.	ECN/E-R	DESCRIPTION	DATE	APPROVED
A		PROPOSAL	MAR26/09	



RECOMMENDED PCB DESIGN
(P/N: U77-A641M-X081)

DO NOT SCALE DRAWING

THIS DOCUMENT CONTAINS PROPRIETARY INFORMATION AND SUCH INFORMATION MAY NOT BE DISCLOSED TO OTHERS FOR ANY PURPOSE OR USED FOR MANUFACTURING PURPOSES WITHOUT PERMISSION FROM AMPHENOL CANADA CORP.

UNLESS OTHERWISE SPECIFIED DIMENSIONS ARE IN MILLIMETERS TOLERANCES ARE: DECIMALS ANGLES X.X ± 0.38 ± 1° X.XX ± 0.25	APPROVALS	DATE	Amphenol Canada Corp.	
	DRAWN ChigowX	MAR14/09		
	DESIGNED		1XN SFP+ GAGE ASSY WITH SPRING FINGER GASKET	
	CHECKED J.SI	MAR26/09		
MATERIAL AND FINISH SEE NOTE 1	QA APPD		SIZE A3	DWG. NO. P-U77-AX61M-X081
REF.	IE APPD		SCALE 1:1	PROJECT
CODE IDENT. NO. 03554	DWG APPD A.G	MAR26/09	SHEET 6 OF 6	REV. A