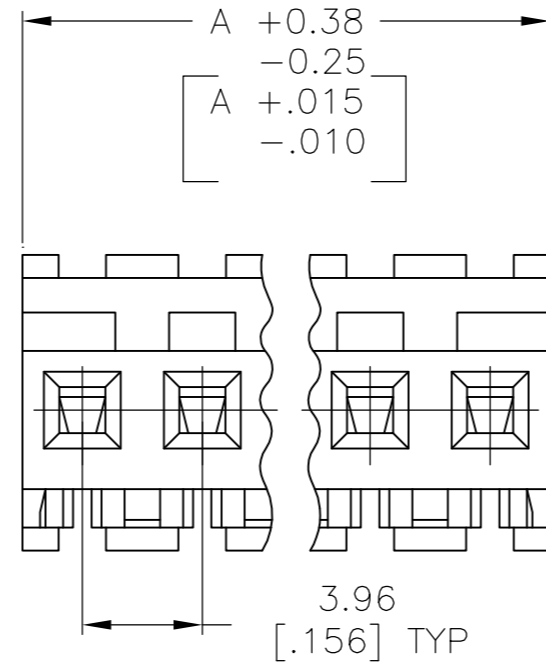
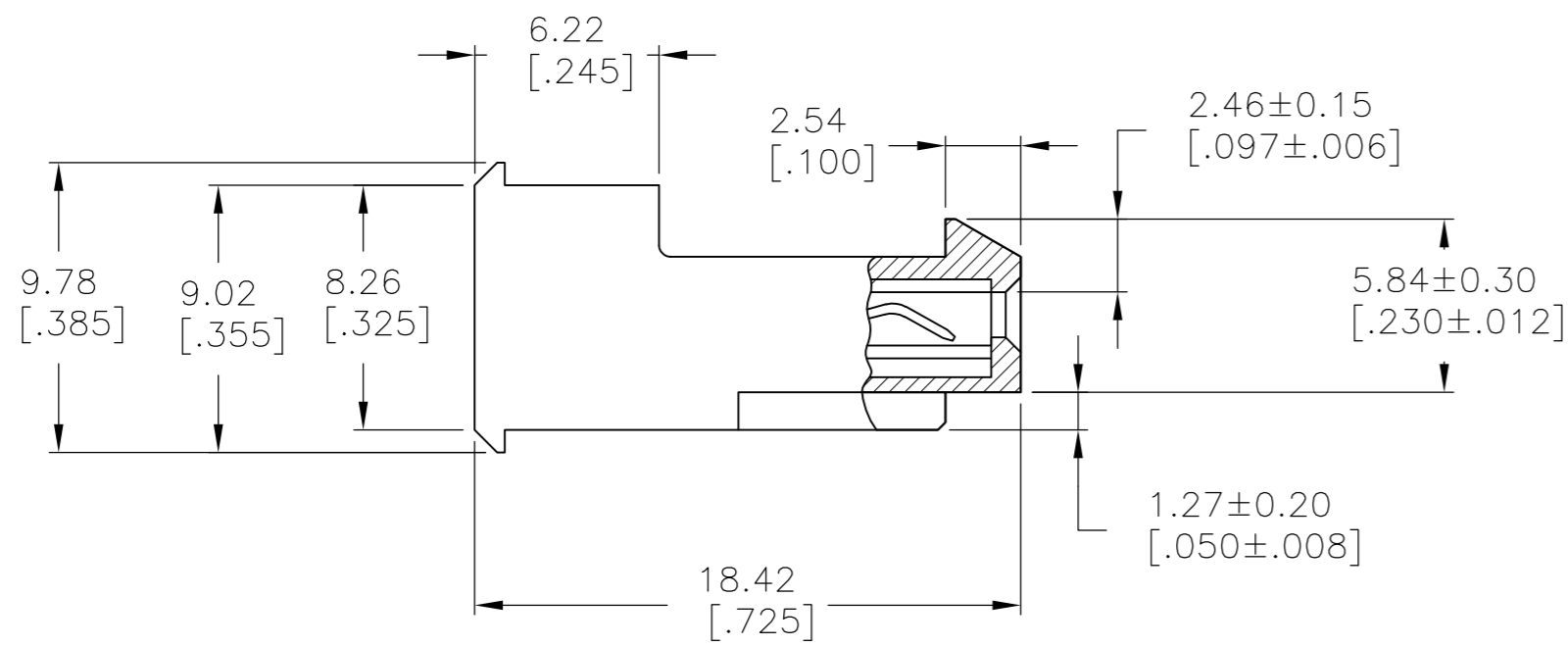
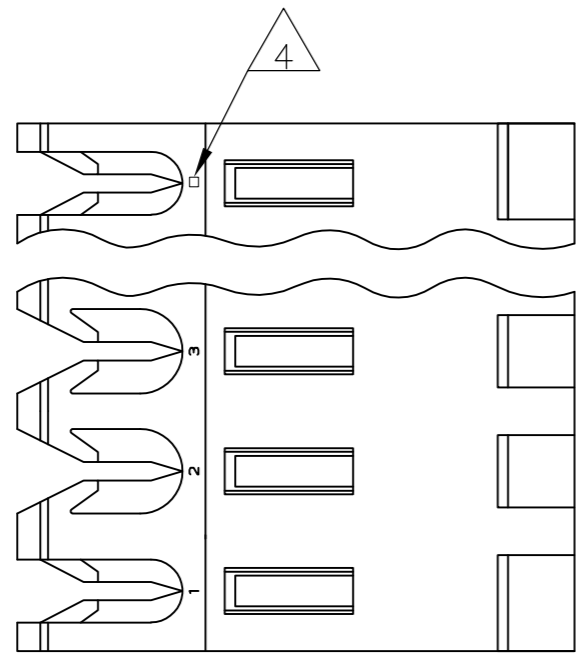


THIS DRAWING IS UNPUBLISHED. RELEASED FOR PUBLICATION
 © COPYRIGHT BY TYCO ELECTRONICS CORPORATION. ALL RIGHTS RESERVED.

LOC	DIST	REVISIONS					
		P	LTR	DESCRIPTION	DATE	DWN	APVD
CM	54		T	ECO-07-012855	06JUN07	KW	DB
			T1	REVISED PER ECO-09-023313	12OCT09	KK	AEG



95.10	[3.744]	24	5-640600-4
91.14	[3.588]	23	5-640600-3
87.17	[3.432]	22	5-640600-2
83.21	[3.276]	21	5-640600-1
79.25	[3.120]	20	5-640600-0
75.29	[2.964]	19	4-640600-9
71.32	[2.808]	18	4-640600-8
67.36	[2.652]	17	4-640600-7
63.40	[2.496]	16	4-640600-6
59.44	[2.340]	15	4-640600-5
55.47	[2.184]	14	4-640600-4
51.51	[2.028]	13	4-640600-3
47.55	[1.872]	12	4-640600-2
43.59	[1.716]	11	4-640600-1
39.62	[1.560]	10	4-640600-0
35.66	[1.404]	9	3-640600-9
31.70	[1.248]	8	3-640600-8
27.74	[1.092]	7	3-640600-7
23.77	[.936]	6	3-640600-6
19.81	[.780]	5	3-640600-5
15.85	[.624]	4	3-640600-4
11.89	[.468]	3	3-640600-3
7.92	[.312]	2	3-640600-2
95.10	[3.744]	24	2-640600-4
91.14	[3.588]	23	2-640600-3
87.17	[3.432]	22	2-640600-2
83.21	[3.276]	21	2-640600-1
79.25	[3.120]	20	2-640600-0
75.29	[2.964]	19	1-640600-9
71.32	[2.808]	18	1-640600-8
67.36	[2.652]	17	1-640600-7
63.40	[2.496]	16	1-640600-6
59.44	[2.340]	15	1-640600-5
55.47	[2.184]	14	1-640600-4
51.51	[2.028]	13	1-640600-3
47.55	[1.872]	12	1-640600-2
43.59	[1.716]	11	1-640600-1
39.62	[1.560]	10	1-640600-0
35.66	[1.404]	9	640600-9
31.70	[1.248]	8	640600-8
27.74	[1.092]	7	640600-7
23.77	[.936]	6	640600-6
19.81	[.780]	5	640600-5
15.85	[.624]	4	640600-4
11.89	[.468]	3	640600-3
7.92	[.312]	2	640600-2

SUPERSEDED

SUPERSEDED

SUPERSEDED

- 1 MATERIAL: CONNECTOR - NYLON UL94V-2 (YELLOW).
 CONTACTS - 0.30[.012] THICK COPPER ALLOY
 (BRIGHT TIN-LEAD 0.00203[.000080] MIN. THICK FOR CONTACTS 640600-2 THRU 2-640600-4)
 (MATTE WHISKER MITIGATED TIN 0.00203[.000080] MIN THICKNESS OVER NICKEL UNDERPLATE FOR 3-640600-2 THRU 5-640600-4).

- 2. CONTACTS ACCEPT 20 AWG WIRE WITH 2.41[.095] MAX INSULATION DIAMETER.
- 3. CONTACTS MUST ACCEPT 1.14±0.03[.045±.001] SQUARE POST AND REMAIN LOCKED IN POSITION.
- 4 IDENTIFICATION NUMBER FOR LAST CIRCUIT MAY NOT APPEAR ON ALL ASSEMBLIES.
- 5. DIMENSIONS IN BRACKETS ARE IN INCHES.
- 6. HOUSING FEATURES ARE: FEED-THRU WITH LOCKING RAMP.
- 7 OBSOLETE PARTS: OBSOLETE CIS STREAMLINING PER D.RENAUD/D.SINISI

METRIC

THIS DRAWING IS A CONTROLLED DOCUMENT.		DWN B. LEWIS 12FEB91	Tyco Electronics Corporation Harrisburg, Pa 17105-3608	
DIMENSIONS: mm [INCHES]		CHK R. SWING 12FEB91	NAME	
TOLERANCES UNLESS OTHERWISE SPECIFIED:		APVD D. CLARK 19FEB91	MTA-156 CONNECTOR ASSEMBLY, 20 AWG, STANDARD	
0 PLC ± - 1 PLC ± - 2 PLC ± - 3 PLC ± 0.13 [.005] 4 PLC ± - ANGLES ± -		PRODUCT SPEC 108-1051	SIZE A2	CAGE CODE 00779
MATERIAL 1	FINISH 1	APPLICATION SPEC 114-1020	DRAWING NO C=640600	RESTRICTED TO -
CUSTOMER DRAWING			SCALE 4:1	SHEET 1 OF 1
			REV T1	