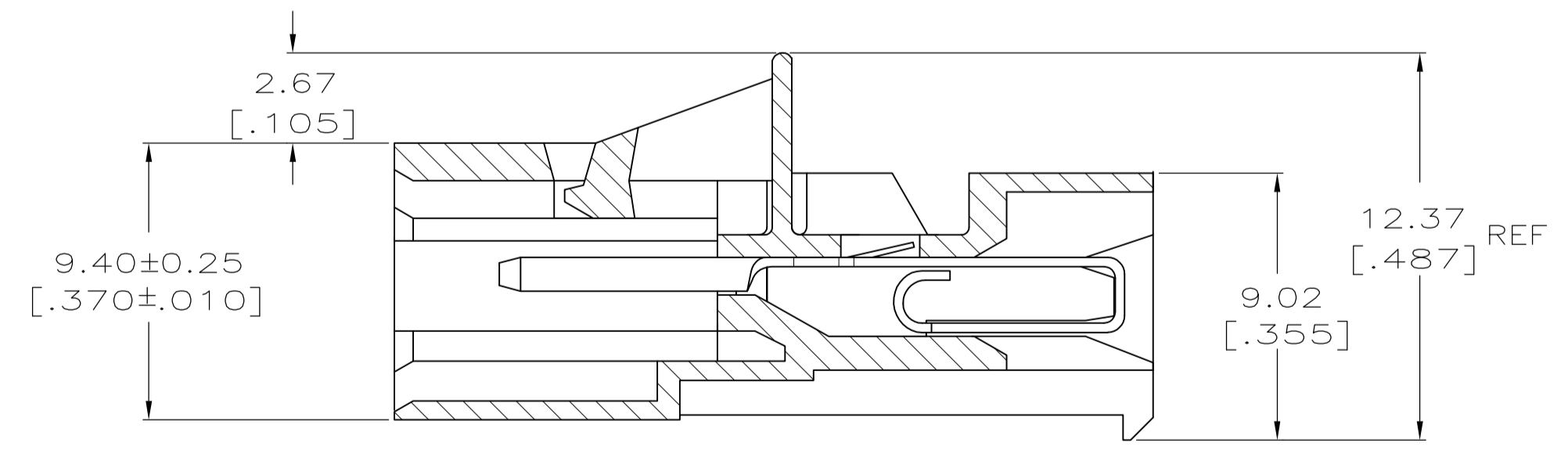
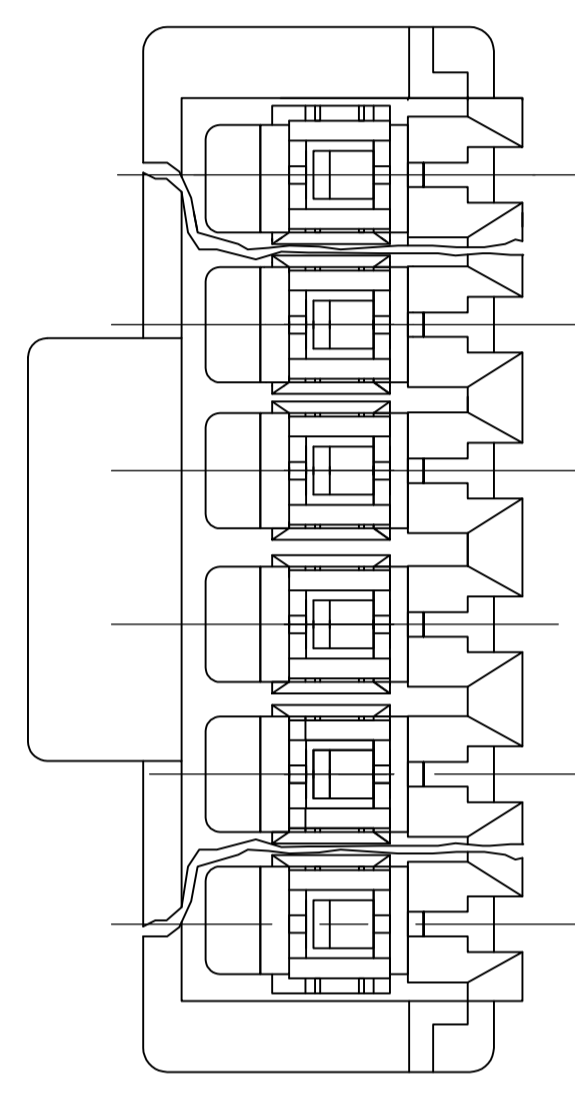
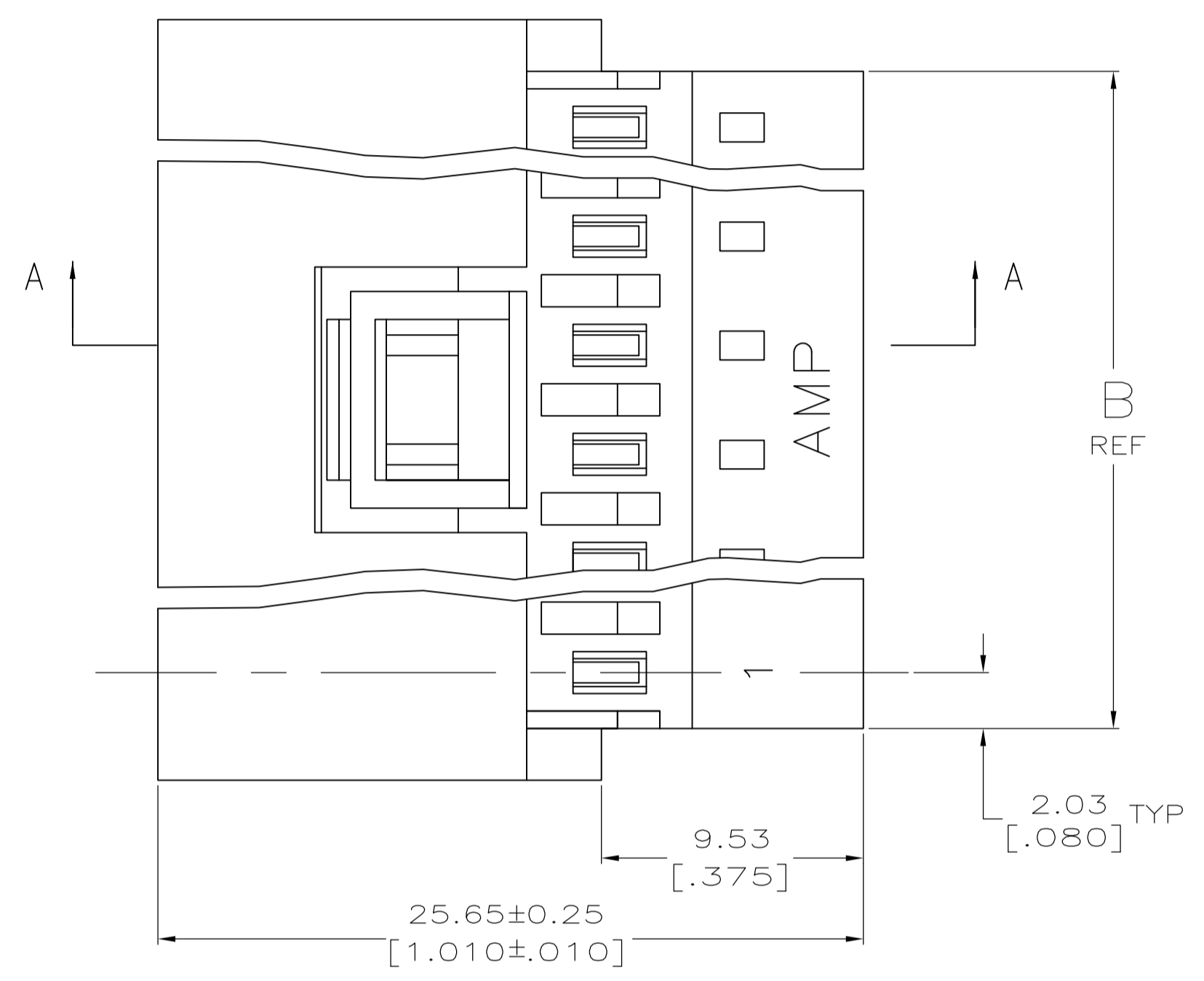
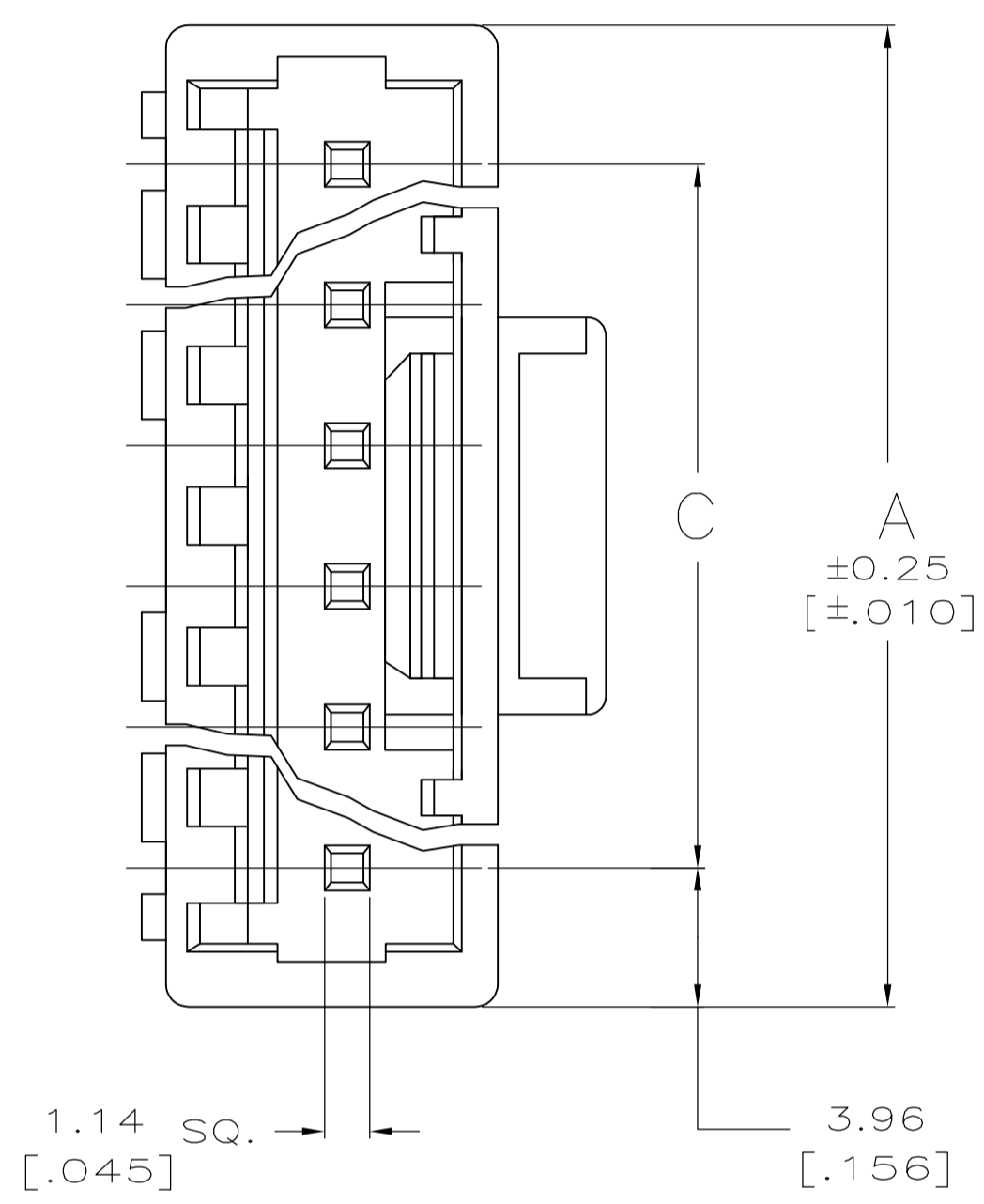


LOC		DIST		REVISIONS			
FT	O	REV	DATE	BY	CHKD	APVD	
		D	16APR08	HMR	DB		
		D1	14SEP09	KK	AEG		

- MATERIAL: CONNECTOR - NYLON UL94-V2 (RED)
 CONTACTS - 0.30[.012] THICK COPPER ALLOY
 (BRIGHT TIN-LEAD 0.00203[.000080] MIN. THICK
 FOR CONTACTS 641437-2 THRU 2-641437-4).
 (MATTE TIN PLATE 0.00203[.000080] MIN. THICK
 FOR CONTACTS 3-641437-2 THRU 5-641437-4).
- CONTACTS ACCEPT #22 AWG SOLID, FUSED STRANDED OR
 STRANDED (7 STRANDS) WIRE WITH 2.41 [.095] MAX INSULATION DIA.
- BOW, IN ANY DIRECTION, NOT TO EXCEED 0.15 [.006] PER IN.
- HOUSING FEATURES: CLOSED END.
- DIMENSIONS IN BRACKETS ARE IN INCHES.
- ⚠️ OBSOLETE PARTS: OBSOLETE CIS STREAMLINING PER D.RENAUD/D.SINISI



SECTION A-A

⚠️ SUPERSEDED

FINISH	C	B	A	NO. OF CIRCUITS	PART NUMBER	
TIN	91.14 [3.588]	95.20 [3.748]	99.06 [3.900]	24	5-641437-4	
	55.47 [2.184]	59.54 [2.344]	63.40 [2.496]	15	4-641437-5	
	43.59 [1.716]	47.65 [1.876]	51.51 [2.028]	12	4-641437-2	
	31.70 [1.248]	35.76 [1.408]	39.62 [1.560]	9	3-641437-9	
	19.81 [.780]	23.88 [.940]	27.74 [1.092]	6	3-641437-6	
	11.89 [.468]	15.95 [.628]	19.81 [.780]	4	3-641437-4	
	7.92 [.312]	11.99 [.472]	15.85 [.624]	3	3-641437-3	
	3.96 [.156]	8.03 [.316]	11.89 [.468]	2	3-641437-2	
	TIN-LEAD	91.14 [3.588]	95.20 [3.748]	99.06 [3.900]	24	2-641437-4
		55.47 [2.184]	59.54 [2.344]	63.40 [2.496]	15	1-641437-5
43.59 [1.716]		47.65 [1.876]	51.51 [2.028]	12	1-641437-2	
31.70 [1.248]		35.76 [1.408]	39.62 [1.560]	9	641437-9	
19.81 [.780]		23.88 [.940]	27.74 [1.092]	6	641437-6	
11.89 [.468]		15.95 [.628]	19.81 [.780]	4	641437-4	
7.92 [.312]		11.99 [.472]	15.85 [.624]	3	641437-3	
3.96 [.156]		8.03 [.316]	11.89 [.468]	2	641437-2	

THIS DRAWING IS A CONTROLLED DOCUMENT.

DIMENSIONS: mm [INCHES]

TOLERANCES UNLESS OTHERWISE SPECIFIED:

0 PLC	±	-
1 PLC	±	-
2 PLC	±	0.13[.005]
3 PLC	±	-
4 PLC	±	-
ANGLES	±	-

MATERIAL: - FINISH: -

THIS DRAWING IS A CONTROLLED DOCUMENT. DWN: S CARPENTER 23JUN05. CHK: D BOSSI 7/21/03. APVD: D BOSSI 7/21/03. NAME: MTA 156 POSTED CONNECTOR ASSEMBLY 22 AWG. SIZE: A1. CAGE CODE: 00779. DRAWING NO: 641437. WEIGHT: -. RESTRICTED TO: -. CUSTOMER DRAWING. SCALE: 5:1. SHEET: 1 OF 1. REV: D1.