



# Series 625 DIP Headers with Screw Machine Contacts

## FEATURES:

- Aries offers a full line of DIP headers, available with either screw machine or coined contacts in a variety of styles. Consult Data Sheet No. 12032 for coined contacts.

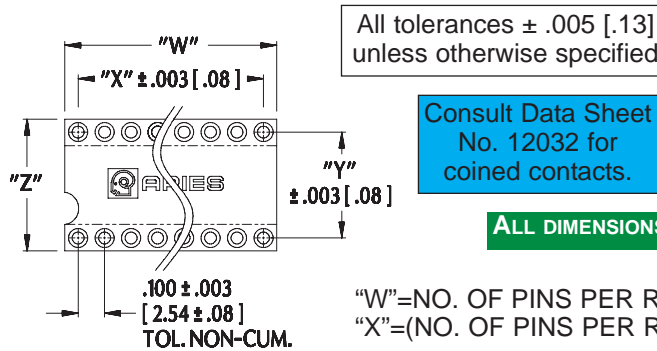
## SPECIFICATIONS:

- Body material is black UL 94-V0 Glass-filled 4/6 Nylon.
- Fork and Post style contacts are Brass Alloy 360 1/2 hard per UNS C36000 ASTM-B16-00.
- Solder cup style contact is Phosphor Bronze Alloy per 544 UNS C54400 ASTM-B139-01.
- Contact plating is either 10µ [2.54µm] min. Gold per MIL-G-45204 or 200µ [5.08µm] min. 93/7 Tin/Lead per ASTM B545 or 200µ [5.08µm] min. Tin per ASTM B545 Type 1 over 100µ [2.54µm] min. Nickel per SAE-AMS-QQ-N-290.
- Contact current rating=2 Amps (3 Amps for Pin Style 5).
- Operating temperature=-67°F to 221°F [-55°C to 105°C]  
Tin & Tin/Lead plating = -67°F to 257°F [-55°C to 125°C]  
Gold plating.

- Fork contact accepts up to .035 [.89] diameter leads.


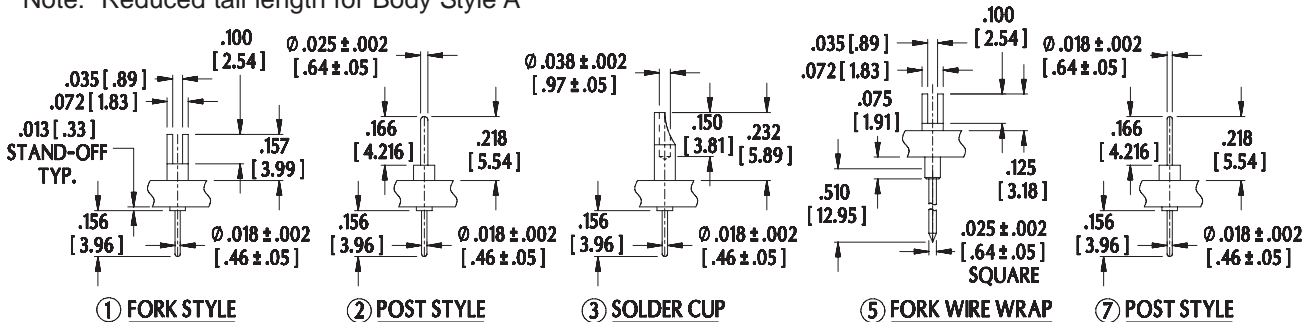
## MOUNTING CONSIDERATIONS:

- Suggested PCB hole size=.028 ± .002 [.71 ± .05] dia.



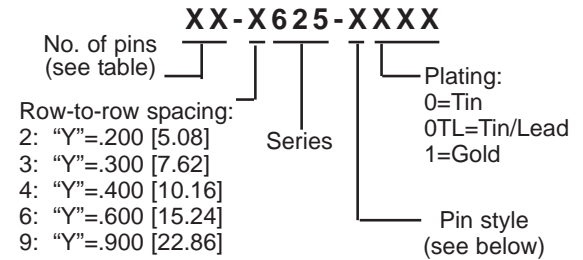
Centers "Y"	Dim. "Z"	Body Style	Available Sizes
.200 [5.08]	.300 [7.62]	A*	2 thru 10
.300 [7.62]	.400 [10.16]	C B	2 thru 20 22 thru 40
.400 [10.16]	.500 [12.70]	C	2 thru 22
.600 [15.24]	.700 [17.78]	C B	2 thru 40 42 thru 48
.900 [22.86]	1.000 [25.40]	B	2 thru 64

\*Note: Reduced tail length for Body Style A

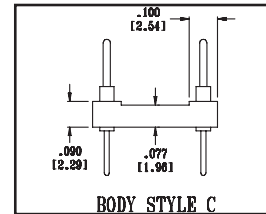
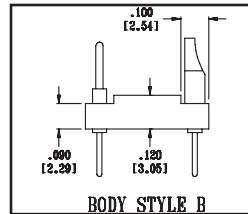
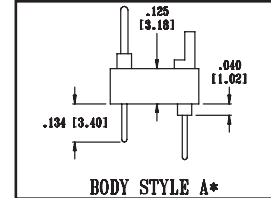


Note: Aries specializes in custom design and production. In addition to the standard products shown on this page, special materials, platings, sizes, and configurations can be furnished, depending on quantities. Aries reserves the right to change product specifications without notice.

## ORDERING INFORMATION



- Row-to-row spacing:
- "Y"=.200 [5.08]
  - "Y"=.300 [7.62]
  - "Y"=.400 [10.16]
  - "Y"=.600 [15.24]
  - "Y"=.900 [22.86]



Frenchtown, NJ USA  
TEL: (908) 996-6841  
FAX: (908) 996-3891



12035  
REV.D