



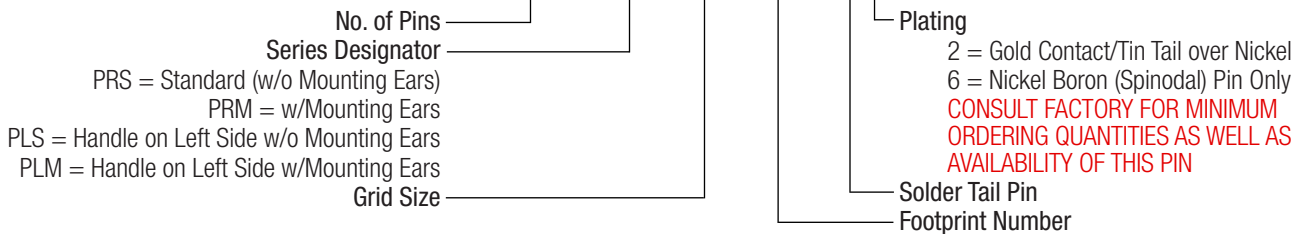
Zero Insertion Force PGA Test and Burn-in Sockets (continued)

Grid Size	No. of Pins	Dim. "C"	Dim. "A"	Dim. "B"	Dim. "D"	Dim. "L"
12 x 12*	144	1.100 [27.94]	1.894 [48.10]	1.510 [38.35]	1.675 [42.54]	2.190 [55.11]
13 x 13	169	1.200 [30.48]				
14 x 14*	196	1.300 [33.02]	2.094 [53.20]	1.710 [43.43]	1.875 [47.62]	2.370 [60.20]
15 x 15	225	1.400 [35.56]				
16 x 16*	256	1.500 [38.10]	2.294 [58.26]	1.910 [48.51]	2.075 [52.70]	2.570 [65.27]
17 x 17	289	1.600 [40.64]				
18 x 18*	324	1.700 [43.18]	2.494 [63.34]	2.110 [53.59]	2.275 [57.78]	2.770 [70.35]
19 x 19	361	1.800 [45.72]				
20 x 20*	400	1.900 [48.26]	2.694 [68.42]	2.310 [58.67]	2.475 [62.86]	2.970 [75.43]
21 x 21	441	2.000 [50.80]				

* Top and Right-hand Side Row left out

ORDERING INFORMATION

X X X - P X X X X X X X - 1 X

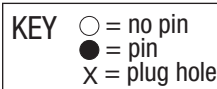



Many PGA Footprints are available and listed by footprint number in a drop-down menu on [Data Sheet 10004](#). In addition, special footprints can be accommodated. Use the diagram and follow Special Footprint Instructions.

SPECIAL FOOTPRINT INSTRUCTIONS

1. Make a copy of this sheet
2. Fill-in circles for footprint desired using the key below
3. Fill-in the information below, including Series and Plating options. See Ordering Information above
4. Send sheet to Aries for prompt quote

TOP VIEW



COMPANY NAME _____

ADDRESS _____

CITY _____

REQUESTED BY _____

PHONE _____

DATE _____

TOTAL NUMBER OF PINS _____

SERIES (circle one) PRS PRM PLS

PLATING (circle one) 2 6



Bristol, PA 19007-6810 USA
TEL (215) 781-9956 • FAX (215) 781-9845
WWW.ARIESELEC.COM • INFO@ARIESELEC.COM

