




Series X55X High-Temperature Universal Zero-Insertion-Force DIP Test Socket

FEATURES

- Universal Test Socket accepts devices on 0.300 to 0.600 [7.62 to 15.24] centers
- All pin count sockets go into PCB with either 0.300 or 0.600 [7.62 or 15.24] centers
- Contacts are normally closed to eliminate dependence on plastic to sustain contact
- Socket handle can be configured with closed contacts (on) when in the UP or DOWN position, and can be mounted on either the right or left side
- Sockets can be soldered into PCBs. Socket fits into Aries' test socket receptacle on Data Sheet 10003



SPECIFICATIONS

- Socket Body: natural UL 94V-0 Glass-filled Polyetheretherketone (PEEK)
- Handle: Stainless Steel
- Contacts: Beryllium-Nickel 360, 1/2-hard
- Contact Plating: 50μ [1.27μm] Nickel-Boron
- Contact Current Rating: 1 amp
- Operating Temperature: minimum -67°F [-55°C]; maximum 482°F [250°C]
- Retention Force (closed): 55 grams/pin based on a 0.020 [0.51] diameter test lead
- Insulation Resistance: 1000 MOhms minimum
- Dielectric Withstanding Voltage: 1000 VAC
- Life Cycle: 25,000 to 50,000 cycles
- Accepts Leads: 0.015-0.045 [0.38-1.14] wide, 0.110-0.280 [2.79-7.11] long

NOTE: Aries specializes in custom design and production. In addition to the standard products shown on this page, special materials, platings, sizes, and configurations can be furnished, depending on quantities. Aries reserves the right to change product specifications without notice.

MOUNTING CONSIDERATIONS

- See socket footprint below

DO NOT LEAVE THE SOCKET ON THE "CONTACT OPEN" OR "OFF POSITION" WHILE UNDER TEMPERATURE IN THE BURN-IN OVEN

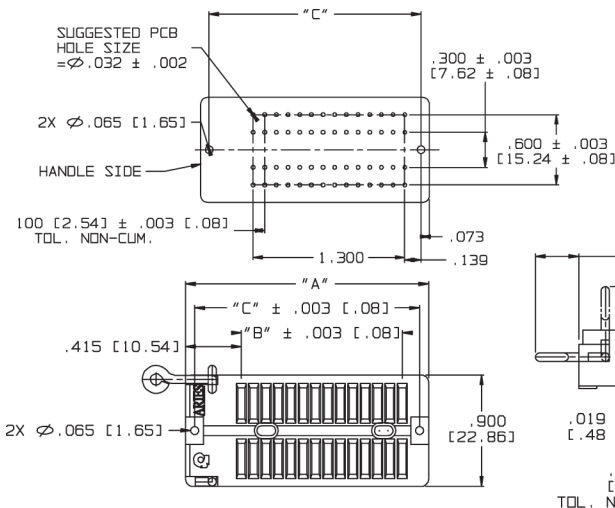
ORDERING INFORMATION

XX-X55X-18

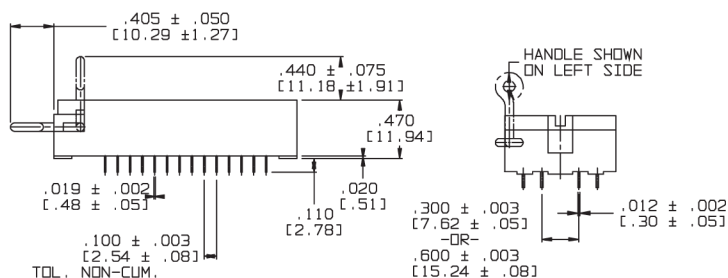
Pins: 24, 28, 32, 36, 40, 42, 44, 48
 Row-to-Row Spacing (btm):
 3 = 0.300 [7.62]
 6 = 0.600 [15.24] (std)

Plating: Nickel Boron
 Solder Pin Tail
 Handle Options
 1 = Left, up is on
 2 = Right, up is on
 3 = Left, down is on
 4 = Right, down is on (std)
 NOTE: "on" = closed contacts

"A" = (NO. OF PINS PER ROW x 0.100 [2.54]) + 0.590 [14.99]
 "B" = (NO. OF PINS PER ROW -1) x 0.100 [2.54]
 "C" = (NO. OF PINS PER ROW x 0.100 [2.54]) + 0.415 [10.54]



ALL DIMENSIONS: INCHES [MILLIMETERS]



Bristol, PA 19007-6810 USA
 TEL (215) 781-9956 • FAX (215) 781-9845
 WWW.ARIESELEC.COM • INFO@ARIESELEC.COM

