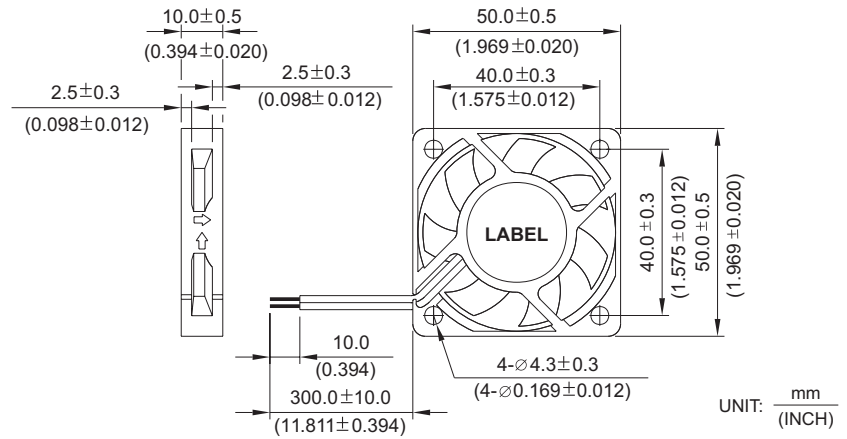


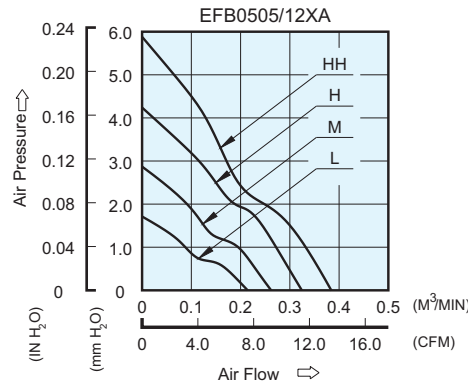
EFB 50 x 50 x 10 MM SERIES

DIMENSIONS DRAWING

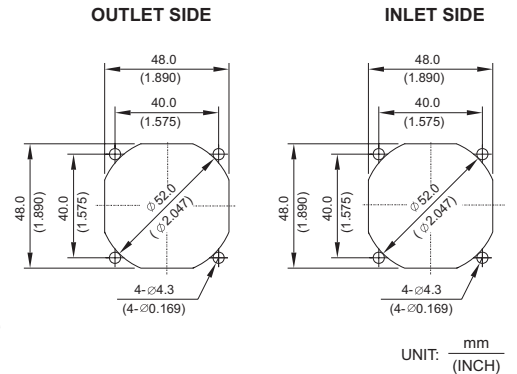


- * Bearing Type
Ball Bearings
- * Material :
Impeller & Frame : Plastic (UL 94V-0)
- * Lead Wires :
UL 2468 AWG #28 OR Equivalent
Red Wire Positive (+)
Black Wire Negative (-)
- * Weight : 25g (0.88 oz)
- * Rib Type Only

P & Q CURVE (AT RATED VOLTAGE)



MOUNTING PANEL CUTOUT



MODEL		Rated Voltage	Operating Voltage Range	Input Current	Input Power	Speed	Maximum Air Flow		Maximum Air Pressure		Noise
PART NO.	FUNCTION	VDC	VDC	Amp	Watt	R.P.M.	m ³ /min	CFM	mmH ₂ O	IN H ₂ O	dB-A
EFB0505LA	-R00 / -F00	5	4.5 to 5.5	0.07	0.35	3500	0.212	7.50	1.72	0.068	18.0
EFB0512LA	-R00 / -F00	12	7.0 to 13.8	0.05	0.60						
EFB0505MA	-R00 / -F00	5	4.5 to 5.5	0.13	0.65	4500	0.261	9.21	2.87	0.113	25.0
EFB0512MA	-R00 / -F00	12	7.0 to 13.8	0.08	0.96						
EFB0505HA	-R00 / -F00	5	4.5 to 5.5	0.20	1.00	5500	0.323	11.40	4.24	0.167	30.0
EFB0512HA	-R00 / -F00	12	7.0 to 13.8	0.10	1.20						
EFB0512HHA	-R00 / -F00	12	7.0 to 13.8	0.15	1.80	6500	0.384	13.57	5.89	0.232	35.0

* Function type is optional.
 * The max. air flow and the speed are measured in free air ; max. air pressure is measured at zero air flow.
 * Noise is measured in anechoic chamber in free air, one meter from intake side.
 * All readings are typical values at rated voltage.
 * Specifications are subject to change without notice.
 * Both of the ball bearing and the 1 ball + 1 sleeve type are available.